



Chemical transformation of α -pinene-derived organosulfate via heterogeneous OH oxidation: implications for sources and environmental fates of atmospheric organosulfates

Rongshuang Xu¹, Sze In Madeleine Ng¹, Wing Sze Chow², Yee Ka Wong³, Yuchen Wang², Donger Lai¹,
Zhongping Yao⁴, Pui-Kin So⁵, Jian Zhen Yu², and Man Nin Chan^{1,6}

¹Earth System Science Programme, Faculty of Science, The Chinese University of Hong Kong, Hong Kong, China

²Department of Chemistry, The Hong Kong University of Science and Technology, Hong Kong, China

³Division of Environment and Sustainability, The Hong Kong University of Science and Technology, Hong Kong, China

⁴State Key Laboratory of Chemical Biology and Drug Discovery and Department of Applied Biology and Chemical Technology, The Hong Kong Polytechnic University, Hong Kong, China

⁵The University Research Facility in Life Sciences, The Hong Kong Polytechnic University, Hong Kong, China

⁶The Institute of Environment, Energy, and Sustainability, The Chinese University of Hong Kong, Hong Kong, China

Correspondence: Jian Zhen Yu (jian.yu@ust.hk) and Man Nin Chan (mnchan@cuhk.edu.hk)

Received: 16 November 2021 – Discussion started: 15 December 2021

Revised: 12 March 2022 – Accepted: 5 April 2022 – Published: 29 April 2022

Abstract. Organosulfur compounds are found to be ubiquitous in atmospheric aerosols – a majority of which are expected to be organosulfates (OSs). Given the atmospheric abundance of OSs, and their potential to form a variety of reaction products upon aging, it is imperative to study the transformation kinetics and chemistry of OSs to better elucidate their atmospheric fates and impacts. In this work, we investigated the chemical transformation of an α -pinene-derived organosulfate ($C_{10}H_{17}O_5SNa$, α pOS-249) through heterogeneous OH oxidation at a relative humidity of 50 % in an oxidation flow reactor (OFR). The aerosol-phase reaction products were characterized using high-performance liquid chromatography–electrospray ionization–high-resolution mass spectrometry and ion chromatography. By monitoring the decay rates of α pOS-249, the effective heterogeneous OH reaction rate was measured to be $(6.72 \pm 0.55) \times 10^{-13} \text{ cm}^3 \text{ molecule}^{-1} \text{ s}^{-1}$. This infers an atmospheric lifetime of about 2 weeks at an average OH concentration of $1.5 \times 10^6 \text{ molecules cm}^{-3}$. Product analysis shows that OH oxidation of α pOS-249 can yield more oxygenated OSs with a nominal mass-to-charge ratio (m/z) at 247 ($C_{10}H_{15}O_5S^-$), 263 ($C_{10}H_{15}O_6S^-$), 265 ($C_{10}H_{17}O_6S^-$), 277 ($C_{10}H_{13}O_7S^-$), 279 ($C_{10}H_{15}O_7S^-$), and 281 ($C_{10}H_{17}O_7S^-$). The formation of fragmentation products, including both small OSs ($C < 10$) and inorganic sulfates, is found to be insignificant. These observations suggest that functionalization reactions are likely the dominant processes and that multigenerational oxidation possibly leads to formation of products with one or two hydroxyl and carbonyl functional groups adding to α pOS-249. Furthermore, all product ions except $m/z = 277$ have been detected in laboratory-generated α -pinene-derived secondary organic aerosols as well as in atmospheric aerosols. Our results reveal that OSs freshly formed from the photochemical oxidation of α -pinene could react further to form OSs commonly detected in atmospheric aerosols through heterogeneous OH oxidation. Overall, this study provides more insights into the sources, transformation, and fate of atmospheric OSs.

1 Introduction

Sulfur-containing aerosols are of particular significance for human health because of their high abundance and significant impacts on regional air quality and global climate (Bentley et al., 2004; Riva et al., 2015; Stadtler et al., 2018). The environmental and climatic impacts of inorganic sulfate aerosols such as sulfate are well known. Recently, organosulfur compounds originating from terrestrial, marine, and anthropogenic emissions have also been found to be a significant component of atmospheric aerosols (Tolocka et al., 2012; Huang et al., 2015; Shakya et al., 2013, 2015). Organosulfates (OSs) have been found to be the most important class of organosulfur compounds (Brüggemann et al., 2020) and can greatly affect aerosol formation and growth by varying their surface activity, water uptake, and their ability to serve as cloud condensation nuclei (Hansen et al., 2015; Vogel et al., 2016). Various formation pathways and precursors of OSs have been identified, including biogenic and anthropogenic volatile organic compounds (VOCs) such as isoprene; monoterpenes such as α -pinene, β -pinene, and limonene; oxygenated VOCs; and even aromatic compounds (Inuma et al., 2005, 2007; Surratt et al., 2008; Kristensen et al., 2011; Zhang et al., 2012; Riva et al., 2015). Given their ubiquity and atmospheric significance, it is crucial to understand the fates and subsequently environmental impacts of OSs. However, although the formation mechanisms of OSs have been relatively well investigated, studies on their transformation are limited to a handful of studies on hydrolysis, and heterogeneous oxidation, mechanisms and kinetics are not fully understood.

Ubiquitous in atmospheric aerosols, OSs have been considered relatively stable over their atmospheric lifetimes and thus used as tracers (Budisulistiorini et al., 2015). Nonetheless, experiments have shown that OSs are prone to transformation via hydrolysis and heterogeneous oxidation by OH. Elrod and co-workers recently reported that OSs can undergo hydrolysis to form polyols and sulfuric acid at rates subject to the aerosol acidity and molecular structure of particular OSs (Darer et al., 2011; Hu et al., 2011). In terms of the structural effects on OS properties and reactivity, they found that tertiary OSs readily undergo hydrolysis at relevant atmospheric aerosol pH (0–5) (Craig et al., 2018), which are reflected by their starkly shorter chemical lifetimes. Specifically, at pH = 0, the lifetimes of tertiary OSs range from only 0.1 to 19 d, while those of primary and secondary OSs exceed 104 d against hydrolysis. In addition, Hu et al. (2011) discovered that the standard-state free energies of hydrolysis for OSs investigated in their work were negative, implying that they are only metastable species and possibly not stable products.

Oxidation is another potential transformation pathway of OSs, as observed in previous work on the heterogeneous OH

oxidation of OSs (Kwong et al., 2018; Lam et al., 2019; Chen et al., 2020; Xu et al., 2020a). Transformation of OSs, including methylsulfate, ethylsulfate, and isoprene-derived OSs, proceeds at significant rates with a lifetime of about 1 to 2 weeks, and the proposed mechanism is that the investigated OSs can be fragmented into smaller products and sulfate radical anions ($\text{SO}_4^{\bullet-}$), which can participate in further reactions to form inorganic sulfate and other products. Furthermore, while over a hundred OSs have been detected in atmospheric aerosols, many of them are still unidentified, with unknown precursors and formation processes. Currently, reactions whose mechanisms are already understood fail to fully explain the formation of many OSs detected in atmospheric aerosols. Since it is possible for a variety of reaction products to be produced from heterogeneous reactions of OSs, some unidentified OSs (smaller than C_5) in atmospheric aerosols could be products generated upon further oxidation of OSs (e.g., 2-methyltetrol sulfates) formed through the photochemical reactions of VOCs (e.g., isoprene) (Chen et al., 2020). Altogether, previous laboratory findings have prompted the conjecture that the abundance of OSs reported in field studies may have been underestimated if their removal processes have not been properly accounted for. Another significant implication is the urgency to obtain better understanding of the transformation of OSs, which can allow a better assessment of the sources and environmental impacts of atmospheric OSs.

α -Pinene is an atmospherically important biogenic VOC, which can undergo photochemical oxidation to form secondary organic aerosols (SOAs) (Kanakidou et al., 2005; Pye et al., 2010; Guenther et al., 2012). OSs have been found to be among important constituents of α -pinene-derived SOA in chamber studies and ambient aerosols (Surratt et al., 2008; Stone et al., 2012; Ma et al., 2014). Field studies reported that a variety of α -pinene-derived OSs can contribute 0.6%–7.7% of total sulfate in atmospheric aerosols (Huang et al., 2015, 2018; Wang et al., 2018, 2021). Here, we conducted a laboratory study to investigate the chemical transformation of a model α -pinene-derived OS (α pOS-249, $\text{C}_{10}\text{H}_{17}\text{O}_5\text{SNa}$, sodium 2-hydroxy-2,6,6-trimethylbicyclo [3.1.1] heptan-3-yl sulfate) through heterogeneous OH oxidation (Table 1). α pOS-249 can be formed through the photooxidation of α -pinene in the presence of acidic sulfate aerosols (Surratt et al., 2008). Oxidation experiments were performed using an oxidation flow reactor (OFR) at 50% RH. After oxidation, aerosols were collected onto Teflon filters for chemical analysis. The composition of reaction products was characterized using high-performance liquid chromatography–electrospray ionization–high-resolution mass spectrometry and ion chromatography. We first quantify oxidation kinetics by obtaining the effective heterogeneous OH oxidation rate constant based on the decay of α pOS-249 against OH exposure. Second, possible transformation pathways are proposed to ex-

plain the formation of the detected products. In particular, we examine whether ambient OSs and inorganic sulfate could be produced upon heterogeneous OH oxidation of α pOS-249.

2 Experimental method

2.1 Oxidation experiments

α pOS-249 (in the form of its sodium salt) was synthesized by Yu and her co-workers (Wang et al., 2017) through the Upjohn dihydroxylation and sulfation of α -pinene. The purity ($\sim 99\%$) has been tested using liquid chromatography–electrospray ionization–high-resolution mass spectrometry and nuclear magnetic resonance (^1H and ^{13}C) spectrometry. Heterogeneous OH oxidation of α pOS-249 aerosols was carried out using a 13 L aluminum OFR at $50 \pm 2.0\%$ RH and 298.0 ± 0.5 K. Experimental details together with a schematic diagram (Scheme S1 in the Supplement) are given in the Supplement. Briefly, α pOS-249 was first dissolved in deionized water (0.1 wt %) followed by a 30 min sonication. Aqueous aerosols were generated by passing the solution through an atomizer (TSI Model 3076) using 3 L min^{-1} of nitrogen (N_2). The aerosol stream was then directly mixed with ozone (O_3), dry and humidified nitrogen (N_2), and oxygen (O_2) to control the RH. A total flow of $\sim 5 \text{ L min}^{-1}$ was fed into the reactor, corresponding to a residence time of ~ 156 s (Xu et al., 2020a).

Gas-phase OH radicals were generated by photolyzing O_3 with UV light at 254 nm in the presence of water vapor inside the OFR. The concentration of gas-phase OH radicals was varied by changing the O_3 concentrations. The OH exposure, a product of gas-phase OH radical concentration and the residence time, was in the range of $0\text{--}17.4 \times 10^{11}$ molecule cm^{-3} s. It was determined by measuring the decay of sulfur dioxide (SO_2) in independent calibrating experiments (Teledyne SO_2 analyzer, Model T100) based on the reaction rate between gas-phase OH radicals and SO_2 ($= 9.0 \times 10^{-13}$ molecule $^{-1}$ cm^3 s $^{-1}$) at 298 K (Kang et al., 2007). It acknowledges that the presence of aerosols did not significantly affect the generation of gas-phase OH radicals and the determination of OH exposure (less than $\sim 10\%$). The aerosol stream leaving the reactor passed through an annular Carulite catalyst denuder (manganese dioxide and copper oxide catalyst; Carus Corp.) and an activated charcoal denuder to remove residual O_3 and other gas-phase species. Aerosols were collected onto the Teflon filters (47 mm, $2.0 \mu\text{m}$ pore size, Pall Corporation) through filtration at a sampling flow rate of 3 L min^{-1} using an air sampling pump (Gilian 500, Sensidyne) for 30 min, with a total gas sampling volume of ~ 90 L. Duplicate filters were collected from each of oxidation experiments for subsequent chemical analysis. After collection, filters were immediately stored at -20°C in the dark and analyzed within 3 months. Part of the remaining stream was introduced into a scanning mobility particle sizer (SMPS, TSI, CPC Model 3775, Classifier Model 3081)

to measure the size distribution of the aerosols. The aerosol mass was determined from measured volume concentration assumed for spherical aerosols with a unit density. Before oxidation, the mean surface weighted diameter for aerosol distribution was about 181.3 ± 0.5 nm with a geometric standard deviation of 1.3, and the aerosol mass loading was measured to be $\sim 2000 \mu\text{g m}^{-3}$.

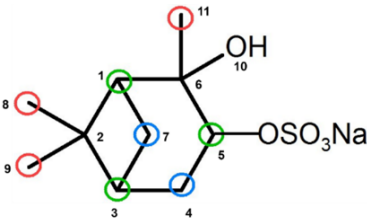
2.2 Chemical characterization of α pOS-249 and OSs formed upon oxidation

Scheme S2 shows the overview of the chemical analysis. First, the filters were extracted twice with 5 mL methanol in an ultrasonic bath for 1 h. Extracts were then filtered through a $0.2 \mu\text{m}$ polytetrafluoroethylene (PTFE) syringe filter and combined. A total of 300 μL of the extract was blown to dryness under a gentle stream of N_2 at room temperature and then reconstituted in 1 mL methanol–water (1 : 1 v/v) containing 200 ppb D_{17} -octyl sulfate as an internal standard.

2.2.1 HPLC/ESI-QToF-MS

To characterize the reaction products (i.e., OSs), 5 μL of reconstituted extract was injected into an Agilent 1290 UHPLC system equipped with an ESI source interfaced to an Agilent 6540 quadrupole-time-of-flight mass spectrometer (HPLC/ESI-QToF-MS). Experimental details have been given elsewhere (Wang et al., 2017, 2021). Sample injections were first separated using an Acquity UPLC HSS T3 column ($2.1 \text{ mm} \times 100 \text{ mm}$, $1.8 \mu\text{m}$; Waters, Milford, MA) with mobile phase consisting of water (H_2O) (eluent A) and methanol (eluent B), each containing 0.1 % formic acid, at a flow rate of 0.3 mL min^{-1} . The gradient elution program was as follows: eluent B initially was set at 5 % for 2.0 min, increased to 95 % in 10.0 min, held for 2 min, and then decreased to 5 % in the next 0.1 min and held for 2.9 min. The ESI source was operated in the negative ion mode under following parameters: 2.8 kV for capillary voltage, 120 V for fragment, 320°C for sheath gas temperature, 8 L min^{-1} for drying gas flow and 45 psi for nebulizer pressure. Mass spectra were recorded across the range m/z 50–1000 at 4 GHz with a resolution of 40 000 FWHM. The MS^2 spectra were also acquired at a collision energy of 13 eV to validate whether these ions are OSs by sulfur-containing fragments: $\text{SO}_3^{-\bullet}$ ($m/z = 79.9574$), HSO_3^- ($m/z = 80.9651$), $\text{SO}_4^{-\bullet}$ ($m/z = 95.9523$), and HSO_4^- ($m/z = 96.9601$) (Surratt et al., 2008; Hettiyadura et al., 2017). Data were analyzed using Mass Hunter Qualitative software (version B.07.00 Agilent Technologies).

Table 1. Information of the α -pinene-derived organosulfate investigated in this work.

Name	α pOS-249
Synonyms	Sodium 2-hydroxy-2,6,6-trimethylbicyclo[3.1.1]heptan-3-yl sulfate
Formula	$C_{10}H_{17}O_5SNa$
Molecular weight ($g\ mol^{-1}$)	272.29
Chemical structure ^a	
OH exposure ($\times 10^{11}$ molecules cm^{-3} s)	0–17.4
Mean surface weighted diameter prior to oxidation (nm)	181.3 ± 0.5
Effective heterogeneous OH reaction rate constant, k ($\times 10^{-13}$ cm^3 molecule $^{-1}$ s $^{-1}$)	6.72 ± 0.55
Atmospheric lifetime (d)	11.5 ± 0.9

^a Primary, secondary, and tertiary carbons are circled by red, blue, and green, respectively.

2.2.2 HPLC/ESI-QTRAP-MS

To quantify the amount of α pOS-249 before and after oxidation, 5 μ L of reconstituted extract was injected into an Agilent 1260 LC system (Palo Alto, CA) interfaced with a QTRAP 4500 mass spectrometer (AB Sciex, Toronto, Ontario, Canada) and a TurbolonSpray source operated in multiple reaction monitoring (MRM) mode (Wang et al., 2017, 2021). LC separation was performed using the same column and mobile phase adopted for HPLC/ESI-QToF-MS. The gradient elution program was set to be as follows: eluent B initially was set at 1 % for 2.7 min, increased to 54 % in 17.9 min, and held for 1 min; then increased to 90 % in the next 7.5 min and held for 0.2 min; and finally decreased to 1 % in 1.8 min and held for 9.3 min. Table S1 in the Supplement shows the parameters optimized for the mass transition between the deprotonated molecular ion of α pOS-249 ($C_{10}H_{17}O_5S^-$) and bisulfate ion (HSO_4^-). The transition was set to have a dwell time of 100 ms. The scan rate was 200 $Da\ s^{-1}$. The calibration curve was generated using a α pOS-249 standard solution (retention time = 17.8 min) with 200 ppb D₁₇-octyl sulfate as an internal standard. The extraction efficiency of α pOS-249 was determined to be 85.3 ± 3.4 % by measuring the recovery of a α pOS-249 standard spiked into blank filters. The uncertainty associated with

the quantification of α pOS-249 is discussed in the Supplement.

2.3 Quantification of inorganic sulfate formed upon oxidation

The amount of inorganic sulfate (SO_4^{2-}) formed upon oxidation was quantified using the IC method. Operating conditions have been given by Huang et al. (2018). Briefly, the filters were extracted using 5 mL of double de-ionized water ($18.2\ M\Omega\ cm^{-1}$) from the ultrapure water system (Nanopure Diamond UV/UF) and were sonicated for 60 min and then mechanically shaken for 60 min. After filtering, these extracts were subsequently analyzed by an ion chromatograph (Dionex ICS-1100). The separation of anions was accomplished using an AS11-HC analytical column (IonPac, 4×250 mm) and an AG11-HC guard column (IonPac, 4×50 mm) with 15 $mmol\ L^{-1}$ NaOH eluent. It is known that bisulfate ion (HSO_4^-) is being converted into SO_4^{2-} upon mixing with the alkaline eluent. The concentration of SO_4^{2-} quantified by the IC method thus represents a total amount of HSO_4^- and SO_4^{2-} . Our previous study has shown that the peak from the Na_2SO_4 standard has the same retention time in the IC chromatogram as that of the sodium bisulfate ($NaHSO_4$) standard (Xu et al., 2020a). Furthermore, the re-

sponses of the NaHSO_4 and Na_2SO_4 standards are about the same. These would justify the use of the Na_2SO_4 standard for the quantification of HSO_4^- and SO_4^{2-} . In this work, the amount of HSO_4^- and/or SO_4^{2-} produced upon oxidation at a given OH exposure was proportional to its peak area in the chromatogram and was determined using the Na_2SO_4 standard calibration curve. The extraction efficiency was determined to be $90.3 \pm 1.5\%$ by measuring the recovery of the Na_2SO_4 standard spiked onto blank filters. The uncertainty for the measurement of SO_4^{2-} is discussed in the Supplement.

We also note that no distinct peak was detected in the ion chromatogram for $\alpha\text{pOS-249}$ standard while a small peak corresponding to SO_4^{2-} was observed. The absence of an $\alpha\text{pOS-249}$ peak could be attributed to IC detection for ionic and ionizable species likely being limited to small compounds (up to C_5) (Surratt et al., 2008; Domingos et al., 2012). The presence of a SO_4^{2-} peak may be due to the hydrolysis of $\alpha\text{pOS-249}$. However, this peak comprised $2.1 \pm 0.8\%$ of the total mass, suggesting that the hydrolysis of $\alpha\text{pOS-249}$ was not significant. This observation is consistent with the literature that $\alpha\text{pOS-249}$ does not readily undergo hydrolysis (Hu et al., 2011).

The high recovery of $\alpha\text{pOS-249}$ suggests the sample preparation and extraction methods are effective. Wang et al. (2017) have also reported that there was no degradation for $\alpha\text{pOS-249}$ after 2 years of storage at low temperature (-20°C). A recent study by Hughes et al. (2019) examined the stability of a range of OSs (e.g., methyl sulfate, hydroxyacetone sulfate, two α -pinene-derived OSs: $m/z = 279$ ($\text{C}_{10}\text{H}_{15}\text{O}_7\text{S}^-$), and $m/z = 281$ ($\text{C}_{10}\text{H}_{17}\text{O}_7\text{S}^-$)) on filters frozen at -20°C over 1 year. The filters were extracted via a similar procedure to that applied in this study, and the extracts were analyzed by HPLC-ESI-HRMS. They found that the investigated OSs with different functional groups (e.g., alkyl, carboxylate, and hydroxyl groups) showed no degradation during the storage. Taken together, $\alpha\text{pOS-249}$ and its oxidation products (i.e., OSs) which have similar carbon skeletons while possessing different functional groups (alcohol and/or ketone) are likely stable during the storage and pre-treatment processes for chemical analysis.

We note that organic compounds such as carbonyls and carboxylic acids could undergo reactions with methanol during extraction, storage, and possibly during the electrospray process (Bateman et al., 2008). For instance, Bateman et al. (2008) suggested carboxylic acids could react with methanol to form esters and with carbonyls to hemiacetals and acetals. We checked the presence and relative abundance of these potential products (to that of our precursor, $\alpha\text{pOS-249}$) in our aerosol mass spectra. At the maximum OH exposure, only a few products that could be potentially formed from the reactions of $\alpha\text{pOS-249}$ with methanol were detected, and they had negligible intensities. This would suggest that the influence of methanol is not significant on the identification of the major reaction products.

3 Results and discussion

Figure 1 shows the total ion chromatogram (TIC) characterized by HPLC/ESI-QToF-MS for the OH oxidation of $\alpha\text{pOS-249}$. Before oxidation (Fig. 1a), a single dominant peak corresponds to the deprotonated molecular ion ($[\text{M}-\text{H}]^-$) of $\alpha\text{pOS-249}$ ($m/z = 249$, $\text{C}_{10}\text{H}_{17}\text{O}_5\text{S}^-$). Upon oxidation at an OH exposure of 17.4×10^{11} molecules cm^{-3} s (Fig. 1b), $\alpha\text{pOS-249}$ remains the dominant peak, accompanied by the appearance of some new product peaks in small intensity relative to $\alpha\text{pOS-249}$. Fig. 2 shows the extracted ion chromatograms (EICs) of the ions that are observed in the chromatograms after oxidation. Six product ions are detected upon oxidation and correspond to $m/z = 247$ ($\text{C}_{10}\text{H}_{15}\text{O}_5\text{S}^-$), 263 ($\text{C}_{10}\text{H}_{15}\text{O}_6\text{S}^-$), 265 ($\text{C}_{10}\text{H}_{17}\text{O}_6\text{S}^-$), 277 ($\text{C}_{10}\text{H}_{13}\text{O}_7\text{S}^-$), 279 ($\text{C}_{10}\text{H}_{15}\text{O}_7\text{S}^-$), and 281 ($\text{C}_{10}\text{H}_{17}\text{O}_7\text{S}^-$). A mass tolerance was set to less than ± 5 ppm for assigning the chemical formula of the detected ions. On the basis of the chemical formulas, the ions that are detected are suggested to be OSs (Table 2). As shown in Fig. S1 in the Supplement, MS^2 spectra show these ions fragmented into sulfur-containing ions (SO_3^- ($m/z = 79.9574$), HSO_3^- ($m/z = 80.9651$), and HSO_4^- ($m/z = 96.9601$)) and further confirmed the identity of these ions as OSs (Surratt et al., 2008; Hettiyadura et al., 2017; Wang et al., 2017, 2021). It may not be surprising that SO_4^- ($m/z = 95.9523$) was not observed in these MS^2 spectra since it is likely originated from the fragmentation of tertiary OSs (Surratt et al., 2008).

Control experiments were also conducted to investigate the effects of O_3 and UV light on $\alpha\text{pOS-249}$. Figure S2 shows that the impacts of UV photolysis and O_3 reactivity on $\alpha\text{pOS-249}$ are not significant (less than 5% change in the $\alpha\text{pOS-249}$ signal in UV-only and O_3 -only experiments). Similar results have been observed for other OSs (e.g., methylsulfate, ethylsulfate, 2-methyltetrol sulfate, and 3-methyltetrol sulfate) that these OSs do not react with O_3 and photolyze at UV = 254 nm (Kwong et al., 2018; Lam et al., 2019; Chen et al., 2020; Xu et al., 2020a).

3.1 Oxidation kinetics

As shown in Fig. 3, $\alpha\text{pOS-249}$ decays at a significant rate upon oxidation. Approximately 30% of $\alpha\text{pOS-249}$ remains unreacted at the highest OH exposure. Oxidation kinetics can be quantified by measuring the decay of $\alpha\text{pOS-249}$ at different OH exposures. The normalized decay can be fit with an exponential function (Smith et al., 2009):

$$\ln \frac{I}{I_0} = -k [\text{OH}] \cdot t, \quad (1)$$

where I is the concentration of $\alpha\text{pOS-249}$ quantified by HPLC/ESI-QTRAP-MS at a given OH exposure, I_0 is the concentration before oxidation, k is the effective second-order heterogeneous OH rate constant, and $[\text{OH}] \cdot t$ is the

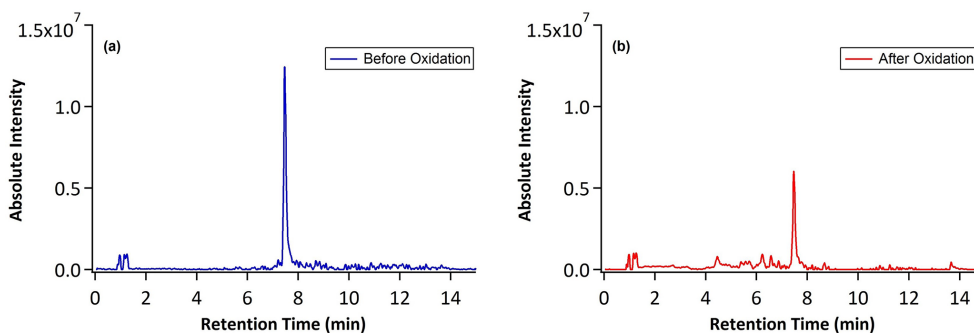


Figure 1. The total ion chromatograms (TIC) characterized by HPLC/ESI-QToF-MS before and after heterogeneous OH oxidation of α pOS-249.

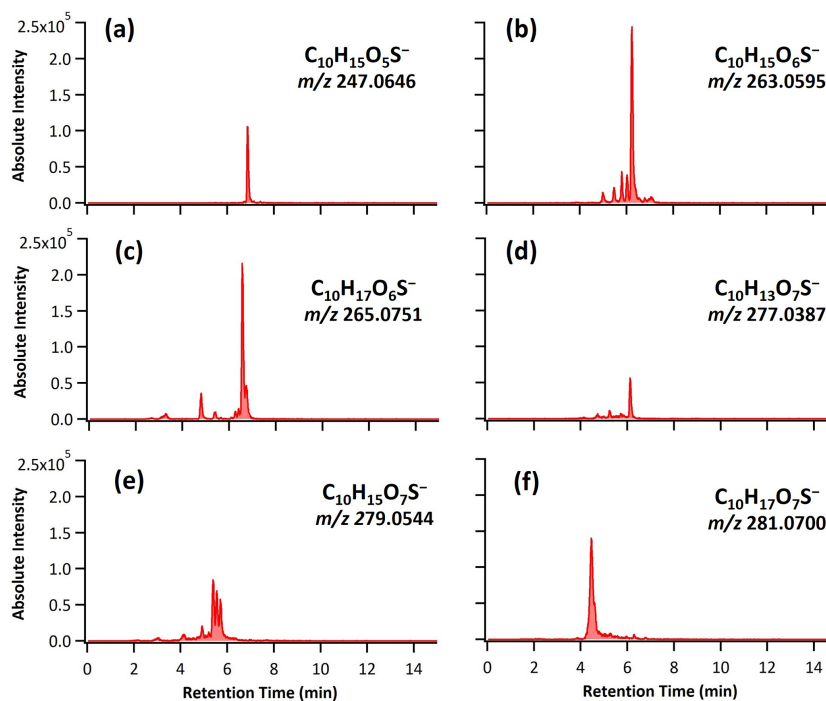


Figure 2. The extracted ion chromatograms (EICs) of the ions associated with reaction products formed upon heterogeneous OH oxidation of α pOS-249 at the highest OH exposure by HPLC/ESI-QToF-MS with mass tolerance of ± 5 ppm to their theoretical masses (shown).

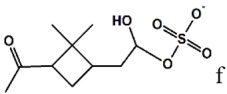
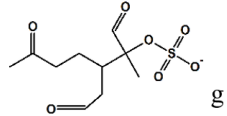
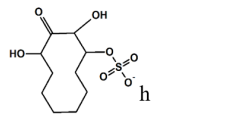
OH exposure. The rate constant determined using Eq. (1) is found to be $(6.72 \pm 0.55) \times 10^{-13} \text{ cm}^3 \text{ molecule}^{-1} \text{ s}^{-1}$. Assuming a 24 h averaged $[\text{OH}]$ of $1.5 \times 10^6 \text{ molecules cm}^{-3}$ (Mao et al., 2009), the atmospheric lifetime of α pOS-249 against heterogeneous OH oxidation, $\tau = 1/k[\text{OH}]$ is calculated to be $11.5 \pm 0.9 \text{ d}$. Considering atmospheric aerosols with a similar size ($\sim 200 \text{ nm}$) having a typical lifetime of 10–14 d against wet or dry deposition (Kanakidou et al., 2005), heterogeneous OH oxidation could be a competitive sink for α pOS-249. Lam et al. (2019) and Chen et al. (2020) recently reported that isoprene-derived OSs (i.e., 2-methyltetrol sulfate and 3-methyltetrol sulfate) can undergo heterogeneous OH oxidation efficiently. Altogether, these results may suggest that transformation kinetics and pathways would need to

be considered in chemical transport models in order to better predict the abundance and composition of atmospheric OSs.

In this study, the heterogeneous OH reactivity of aqueous α pOS-249 aerosols at a single RH (50%) was investigated. In the atmosphere, the complex interplay between aerosol phase state (e.g., solid or aqueous), morphology, and the types and concentrations of salts could significantly alter the heterogeneous OH reaction kinetics and mechanisms under different environmental conditions (e.g., RH and temperature).

The aerosol physical state can play a key role in determining the heterogeneous kinetics and chemistry of pure organic aerosols (Koop et al., 2011; Shiraiwa et al., 2011, 2013; Chan et al., 2014). For instance, Chan et al. (2014) reported

Table 2. Comparison of reaction products formed upon heterogeneous OH oxidation of α pOS-249 with the laboratory and field studies.

Chemical formula (theoretical mass)	This work		Previous studies		
	Retention time (min) ^a	Detected mass (error) ^a	Ambient mean concentration (ng m ⁻³)	Laboratory experiment	Suggested chemical structure reported in the literature
$C_{10}H_{15}O_5S^-$ (247.0646)	6.860	247.0648 (0.8095)	3.32 ^b	α -Pinene OH/high-NO _x / highly acidic sulfate aerosols ^d	Not known
$C_{10}H_{15}O_6S^-$ (263.0595)	4.992; 5.479 ; 5.787; 6.028; 6.227	263.0600 (1.9007)	0.114 ^b	Not observed	Not known
$C_{10}H_{17}O_6S^-$ (265.0751)	3.283; 4.798; 5.420 ; 6.269; 6.408; 6.563; 6.740	265.0762 (4.1498)	0.076 ^b	α -Pinene/ OH/high-NO _x / highly acidic sulfate aerosols ^d Pinonaldehyde/acidic sulfate aerosols ^e	
$C_{10}H_{13}O_7S^-$ (277.0387)	6.117	277.0399 (4.3315)	Not observed	Not observed	Not known
$C_{10}H_{15}O_7S^-$ (279.0544)	4.916; 5.384 ; 5.551; 5.698	279.0545 (0.3584)	7.1 ^c	α -Pinene /OH/high-NO _x / highly acidic sulfate aerosols ^d	
$C_{10}H_{17}O_7S^-$ (281.0700)	4.452	281.0709 (3.2020)	12.1 ^c	α -Pinene /OH/high-NO _x / highly acidic sulfate aerosols ^d	

^a The retention time in bold corresponds to the major peak in each EIC, and only corresponding detected mass with mass errors (calculated in ppm) for these major peaks are listed for simplification. ^b These values were measured by the HPLC-triple quadrupole(TQ)-MS using sodium octyl sulfate as surrogate for quantification (Ma et al., 2014). ^c These values were measured by the HPLC-triple quadrupole(TQ)-MS using hydroxyacetone sulfate as surrogate for quantification (Hettiyadura et al., 2019). ^d Same ion has been detected in the α -pinene-derived SOA formed from the photochemical oxidation of α -pinene in chamber studies (Surratt et al., 2008; Ma et al., 2014). ^e Same ion has been detected in the reactive uptake of pinonaldehyde on acidic sulfate aerosols (Liggio et al., 2006). ^f Chemical structure proposed by Liggio et al. (2006). ^g Chemical structure proposed by Surratt et al. (2008). ^h Chemical structure proposed by Hettiyadura et al. (2019).

that aqueous succinic acid aerosols reacted about 40 times faster than in solid aerosols towards heterogeneous OH oxidation. These could be explained by the more rapid diffusion of succinic acid to the surface of aqueous droplets for oxidation than solid aerosols. Moreover, for aqueous droplets, aerosol water content can vary considerably, depending on atmospheric conditions. The change in aerosol-phase water and solute concentrations would influence the reactivity by varying aerosol viscosity (Slade and Knopf, 2014; Chim et al., 2017; Marshall et al., 2016, 2018). For instance, oxidation kinetics in highly concentrated aqueous organic aerosols are found to be much slower than those in diluted ones. This

is because aerosol viscosity generally increases with the solute concentration, thereby slowing down the diffusion of organic molecules within the aerosol and lowering the overall reactivity.

Atmospheric aerosols are comprised of organic compounds, inorganic salts, and many other species. To date, large uncertainty remains in how inorganic salts alter the heterogeneous kinetics and chemistry (McNeill et al., 2007, 2008; Dennis-Smith et al., 2012). A few laboratory studies have revealed that the presence of dissolved inorganic ions (e.g., ammonium sulfate) can reduce the heterogeneous OH reactivity of organic compounds but does not signifi-

cantly alter the reaction mechanisms (Mungall et al., 2017; Kwong et al., 2018; Lam et al., 2019). More recently, Xu et al. (2020b) reported that the change in the heterogeneous reactivity strongly depends on the concentration of organic compounds and inorganic salts. They found that the rate of the reactions decreases when the organic-to-inorganic mass ratio (OIR) decreases. This could be explained by the colliding probability between OH radical and organic species at the aerosol surface becoming lower in the presence of salt, resulting in a smaller overall reaction rate. We also acknowledge that different inorganic ions could have different propensity for air–aerosol interface depending on their polarizability and interactions with other components (Jungwirth and Tobias, 2002; Gopalakrishnan et al., 2005). Jungwirth and Tobias (2002) investigated the preference of sodium cation and chlorine anion to the interface or bulk in sea salt aerosols based on polarizable MD simulation. They found that chlorine anion has a stronger propensity for the interface than sodium cation and is proportional to its polarizability. Therefore, the types and concentration of inorganic ions (e.g., ionic strength) within aerosol could potentially alter the overall heterogeneous kinetics and reaction pathways. To date, it remains an open question whether the salts alter heterogeneous reactivity chemically, physically, or both.

We would like to note that additional uncertainties in heterogeneous reactivity of organic compounds in the presence of inorganic salts could also arise when these organic–inorganic droplets undergo phase separation, depending on environmental conditions and aerosol composition (e.g., different types of inorganic salts, the average oxygen-to-carbon (O : C) elemental ratio of organic compounds, and OIR) (You et al., 2014; Qiu and Molinero, 2015; Freedman, 2017, 2020). These phase-separated droplets typically exhibit two distinct liquid phases: an inorganic-rich inner phase and an organic-rich outer phase. Different morphologies have also been observed (e.g., core–shell morphology, partially engulfed morphology, and transitions between different types of morphology). Lam et al. (2021) recently reported that phase-separated organic–inorganic droplets have a slightly higher reactivity towards gas-phase OH radicals, compared to single-phase ones. As phase separation occurred, an uneven distribution of organic species within the droplets increased the collision probability between organic molecules and OH radicals at or near the droplet surface. Overall, further studies emphasizing the effects of aerosol composition, phase transition and separation, and morphologies on heterogeneous reactivity of OSs are needed to better understand their transformation rates and chemistry.

3.2 Reaction mechanism

Scheme 1 shows the proposed formation pathways for the detected products summarized in Table 2. Prior to oxidation, α pOS-249 tends to dissociate readily. Oxidation is initiated via hydrogen abstraction by an OH radical, forming an alkyl

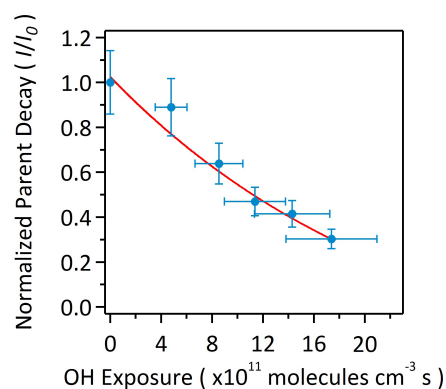

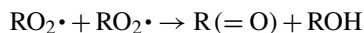


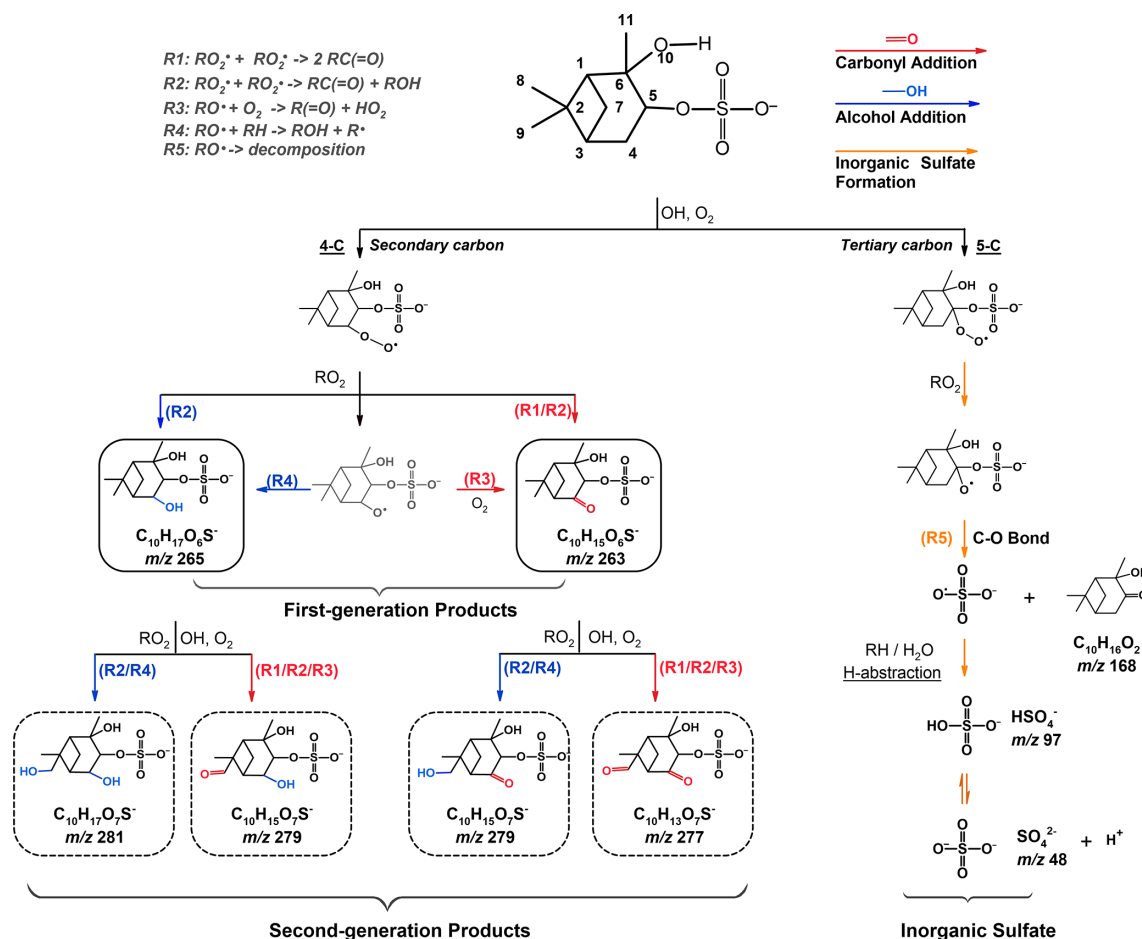
Figure 3. The normalized decay of α pOS-249 upon heterogeneous OH oxidation.

radical ($\text{R}\cdot$), which reacts with an oxygen (O_2) molecule quickly to form a peroxy radical ($\text{RO}_2\cdot$), which can react via different pathways. For instance, the reactions of two $\text{RO}_2\cdot$ can generate two carbonyl products via the Bennett and Summers mechanism (Reaction R1) (Bennett and Summers, 1974) or an alcohol product and a carbonyl product via Russell reactions (Reaction R2) (Russell, 1957), or two alkoxy radicals ($\text{RO}\cdot$). $\text{RO}\cdot$ can react with an O_2 molecule (Reaction R3), undergo intermolecular hydrogen abstraction (Reaction R4), and/or decompose involving the cleavage of a C–C bond or a C–O bond (George and Abbatt, 2010; Carrasquillo et al., 2015; Kroll et al., 2015).



Based on detected products (Table 2 and Fig. 2), OH oxidation tends to increase the functionalities and oxygen content of α pOS-249. Moreover, these products (C_{10}OSs) can be classified as functionalization products and are formed via the addition of one or two oxygenated functional groups to α pOS-249. For instance, ions corresponding to first-generation products produced from OH oxidation of α pOS-249 are detected at $m/z = 263$ ($\text{C}_{10}\text{H}_{15}\text{O}_6\text{S}^-$) and 265 ($\text{C}_{10}\text{H}_{17}\text{O}_6\text{S}^-$). When the oxidation proceeds, these products can react with OH radicals to form second-generation products, which give $m/z = 277$ ($\text{C}_{10}\text{H}_{13}\text{O}_7\text{S}^-$), 279 ($\text{C}_{10}\text{H}_{15}\text{O}_7\text{S}^-$), and 281 ($\text{C}_{10}\text{H}_{17}\text{O}_7\text{S}^-$) products.

Figure 4 shows the evolution of the intensity of the reaction products as a function of OH exposure. Different kinetic profiles have been observed for first- and second-generation products. It can be seen that first-generation products ($m/z = 263$ ($\text{C}_{10}\text{H}_{15}\text{O}_6\text{S}^-$) and 265 ($\text{C}_{10}\text{H}_{17}\text{O}_6\text{S}^-$))



Scheme 1. Formation mechanisms tentatively proposed for the formation of more oxygenated C_{10} OSs and inorganic sulfate upon heterogeneous OH oxidation of α pOS-249.

reach a maximum intensity at an OH exposure of about 14.3×10^{11} molecules cm^{-3} s. Their intensities then decrease slightly at the highest OH exposure. The concentration of second-generation products ($m/z = 277$ ($C_{10}H_{13}O_7S^-$), 279 ($C_{10}H_{15}O_7S^-$), and 281 ($C_{10}H_{17}O_7S^-$)) follows a different kinetic profile. At low OH exposures, the intensities of the products are observed to increase at a slightly slower rate relative to first-generation products. Their concentrations always increase with increasing OH exposure and reach their maximum values at the highest OH exposure. This trend is consistent with the multigenerational reactions that the formation of second-generation products is from the reactions of OH with first-generation products. In general, the products detected, shown in Table 2, are consistent with reactions (described in detail below) that form hydroxyl and carbonyl functional groups.

During oxidation, the carbon site where the hydrogen atom is abstracted by OH radical governs the following formation of products. More recently, molecular dynamics (MD) simulations showed that heterogeneous reaction is likely not initiated by the direct collision between a gas-phase OH radi-

cal and an organic molecule near the aerosol surface (Xu et al., 2020b; Lam et al., 2021). Instead, the reaction may occur after a number of collisions between the absorbed OH radical and the organic molecule. As a first approximation, the reactivity of α pOS-249 towards OH radical is estimated by a structure–activity relationship (SAR) model proposed for aqueous-phase OH reactions with organic compounds (Monod and Doussin, 2008). We acknowledge that the SAR model does not include the parameterization of the sulfate group ($-\text{OSO}_3^-$) for OSs. As the sulfate group ($-\text{OSO}_3^-$) exhibits a resonance electron-withdrawing effect (Bahl and Bahl, 2010) as the carboxylate anion ($-\text{COO}^-$) and bears a negative charge, here the effect of the sulfate group on the OH reactivity is evaluated using the descriptor of the carboxylate anion ($-\text{COO}^-$) in the SAR model. Overall, the goal of this simple analysis is to qualitatively assess which carbon site is more favorable for hydrogen abstraction in reactions of OH radicals with α pOS-249 in order to gain more insights into the reaction mechanisms.

Table S2 shows the reactivity of a hydrogen atom at different reaction sites upon OH oxidation of α pOS-249. The

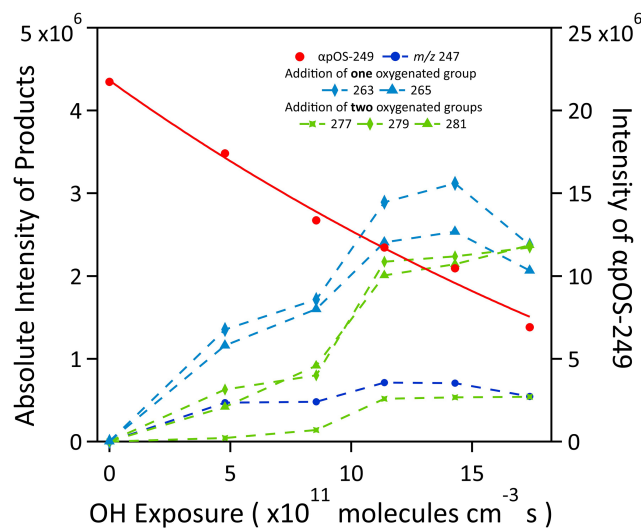


Figure 4. The evolution in the signal intensity of the reaction products formed upon the heterogeneous OH oxidation of α pOS-249 as a function of OH exposure.

model predicts that the hydrogen abstraction likely occurred at two secondary carbons (4-C and 7-C) and a tertiary carbon (3-C), in which the abstraction rates were significantly larger than other sites. For instance, the largest hydrogen abstraction rate is predicted to occur at a secondary carbon site (4-C). This could be explained by the electron donor effect of the carboxylate anion ($-\text{COO}^-$) group in β position when the OH attacks the reactive site as an electrophilic reaction (Monod and Doussin, 2008). A comparable rate is predicted for a tertiary carbon (3-C) as the adjacent α - CH_2 and β - CH_3 groups exhibit significant electron donor properties. A large abstraction rate for 7-C could also be due to strong electron-donating effect of surrounding α -CH groups. The model suggests a large difference in the OH reactivity for the three tertiary carbon sites (1-C, 3-C, and 5-C). For instance, the slowest abstraction rate is predicted for 5-C. This could be attributed to a combined effect of the resonance electron-withdrawing effect of the α -carboxylate anion ($-\text{COO}^-$) group and the field electron-withdrawing effect of the β -OH group. The slow abstraction rate predicted for 1-C could be due to the field electron withdrawing effect of the β -OH group. In general, the OH reactivity for the primary carbons (8-C, 9-C, and 11-C) and hydroxyl group (10-O) were predicted to be slower than that of the secondary and tertiary carbons except 5-C. We would like to acknowledge that uncertainties could arise from the fact that the sulfate group ($-\text{OSO}_3^-$) is currently not being considered in the SAR model and differences between the concentrated aqueous aerosols and the SAR model that is formulated for dilute aqueous solutions. Other factors such as steric hindrance and long-distance electronic effects of the sulfate group ($-\text{OSO}_3^-$) on the reactivity have not been considered (Yamazaki et al., 2019) and warrant further study.

Depending on the initial reaction site, a number of first-generation products with various structural isomers can be formed as indicated by multiple peaks observed in the EICs of detected ions (Fig. 2). Different isomers of second-generation products can also be formed from the reactions of OH with first-generation products. The possible formation pathways of detected products are further discussed below. Given a number of reaction pathways could possibly lead to the formation of the products with different isomers, only a general reaction scheme is depicted in Scheme 1 for simplicity and clarity.

3.2.1 First-generation products

$m/z = 263$ ($\text{C}_{10}\text{H}_{15}\text{O}_6\text{S}^-$). Upon oxidation, $\text{C}_{10}\text{H}_{15}\text{O}_6\text{S}^-$ is likely formed via an addition of a carbonyl functional group to α pOS-249 ($m/z = 249$, $\text{C}_{10}\text{H}_{17}\text{O}_5\text{S}^-$) after the hydrogen abstraction by an OH radical from a primary or a secondary carbon instead of a tertiary carbon (Scheme 1). Depending on different initial reaction sites (4-C, 7-C, 8-C, 9-C, and 11-C), five structural isomers of $\text{C}_{10}\text{H}_{15}\text{O}_6\text{S}^-$ could be possibly formed from the cross-reactions of two $\text{RO}_2\cdot$ via Bennett and Summers reactions (Reaction R1), Russell reactions (Reaction R2), and/or the reactions between an alkoxy radical with an O_2 molecule (Reaction R3).

$m/z = 265$ ($\text{C}_{10}\text{H}_{17}\text{O}_6\text{S}^-$). $\text{C}_{10}\text{H}_{17}\text{O}_6\text{S}^-$ is likely formed via an addition of a hydroxyl functional group to α pOS-249 ($m/z = 249$, $\text{C}_{10}\text{H}_{17}\text{O}_5\text{S}^-$) upon oxidation as shown in Scheme 1. The addition of a hydroxyl functional group to α pOS-249 can possibly occur at all carbons, except the two quaternary carbons (2-C and 6-C) where there is no hydrogen atom available for abstraction. A total of eight isomers could be possibly formed from the cross-reactions of two $\text{RO}_2\cdot$ via Russell reactions (Reaction R2), and the intermolecular hydrogen abstraction by alkoxy radicals (Reaction R4).

We also note that a product ion at $m/z = 247$ ($\text{C}_{10}\text{H}_{15}\text{O}_5\text{S}^-$) was detected after oxidation (Fig. 2). One possibility is that this product might be originated from the transformation of $\text{C}_{10}\text{H}_{17}\text{O}_6\text{S}^-$ ($m/z = 265$). Scheme S3 (Path a) shows that when the hydrogen abstraction occurs at the 1-C, the pinacol rearrangement of vicinal diols involving a methyl shift and a loss of H_2O could be a possible formation pathway (Bruice et al., 2010). This reaction occurs efficiently under acidic conditions and might not be favorable in this study since α pOS-249 aerosols are expected to be neutral. Another possible pathway involves the isomerization of a hydroxyl alkyl radical with a ring opening, as shown in Scheme S3 (Path b). This reaction has been found to be efficient for gas-phase reactions between α -pinene and OH radicals (Bergh et al., 2000; Peeters et al., 2001). Subsequent reactions of the hydroxyl alkyl radical could lead to the formation of $m/z = 247$ ($\text{C}_{10}\text{H}_{15}\text{O}_5\text{S}^-$) through the HO_2 elimination processes. However, the significance of this reaction in the aerosol phase requires further investigation.

3.2.2 Second-generation products

As shown in Fig. 2, second-generation products with different isomers are formed through an addition of a carbonyl or a hydroxyl functional group to first-generation products upon oxidation. For instance, as shown in Scheme 1, $C_{10}H_{17}O_7S^-$ ($m/z = 281$) can be formed from the further oxidation of $C_{10}H_{17}O_6S^-$ ($m/z = 265$) with an addition of a hydroxyl functional group via Reactions (R2) and (R4). $C_{10}H_{13}O_7S^-$ ($m/z = 277$) can be formed from the oxidation of $C_{10}H_{15}O_6S^-$ ($m/z = 263$) with an addition of a carbonyl functional group via Reactions (R1)–(R3). Multiple pathways could potentially lead to the formation of $C_{10}H_{15}O_7S^-$ ($m/z = 279$). For instance, $C_{10}H_{15}O_7S^-$ ($m/z = 279$) can be formed through the addition of a hydroxyl functional group to $C_{10}H_{15}O_6S^-$ ($m/z = 263$) via Reactions (R2) and (R4) and/or the addition of a carbonyl functional group to $C_{10}H_{17}O_6S^-$ ($m/z = 265$) via Reactions (R1)–(R3).

We note that smaller products and small OSs ($C < 10$) were not observed in the mass spectra and ion chromatograms. We do not have a clear explanation yet, but postulate that upon OH oxidation of α pOS-249, the self- and cross-reactions of peroxy radicals with a cyclic structure tend to form stable products rather than alkoxy radicals. For instance, in a theoretical study by Capouet et al. (2004), a smaller branching ratio (0.3) was assigned to alkoxy radical formation in the disproportionation reactions of cyclic peroxy radicals (0.7 is assigned for acyclic peroxy radicals) to reproduce the formation of reaction products during the photooxidation of α -pinene by OH radical. Rowley et al. (1992) also reported a low value (0.24) for alkoxy radical formation from the self-reactions of cyclohexylperoxy radicals. Another possible explanation is that a higher activation energy is estimated for the decomposition of an alkoxy radical when it is attached to larger ring structures (Wilsey et al., 1999). Altogether, the formation and decomposition of alkoxy radicals might be likely hindered, which may partly explain the insignificant formation of fragmentation products including small OSs ($C < 10$) and inorganic sulfates (Sect. 3.4) upon OH oxidation of α pOS-249. This might also suggest that more oxygenated C_{10} OSs ($C_{10}H_{15}O_7S^-$ ($m/z = 279$) and $C_{10}H_{17}O_7S^-$ ($m/z = 281$)) are more likely to have originated from further OH oxidation of first-generation products (Scheme 1) without fragmentation processes. For instance, as shown in Scheme S4, $C_{10}H_{15}O_7S^-$ ($m/z = 279$) and $C_{10}H_{17}O_7S^-$ ($m/z = 281$) could be formed through a C–C bond cleavage of $RO\cdot$ with a ring opening. The resulting carbonyl alkyl radical could undergo subsequent reactions, leading to the formation of $C_{10}H_{15}O_7S^-$ ($m/z = 279$) via the addition of a carbonyl group and $C_{10}H_{17}O_7S^-$ ($m/z = 281$) via the addition of a hydroxyl group. However, these fragmentation reactions are expected to be not significant. Further laboratory and modeling investigations are required to better understand the fates of peroxy and alkoxy radicals

with varying structures in different phases (i.e., gas phase vs. aerosol phase) and the subsequent formation of reaction products (e.g., smaller OSs) upon oxidation.

3.3 Heterogeneous OH oxidation of α pOS-249 – a potential source of ambient OSs?

On the basis of reaction products, we attempt to examine whether the heterogeneous OH oxidation of α pOS-249 freshly formed from the photooxidation of α -pinene could explain the formation of OSs detected in laboratory-generated α -pinene SOA and ambient aerosols. As shown in Table 2, five out of six product ions ($m/z = 247$, 263, 265, 279, and 281) have been detected in ambient aerosols (Iinuma et al., 2005; Surratt et al., 2008; Ma et al., 2014; Hettiyadura et al., 2019; Wang et al., 2021), while four out of six product ions ($m/z = 247$, 265, 279, and 281) have been observed for SOA formed from the photooxidation of α -pinene in the presence of acidic sulfate aerosols in laboratory studies (Liggio et al., 2006; Surratt et al., 2008; Ma et al., 2014; Zhang et al., 2015; Hettiyadura et al., 2019). Reaction mechanisms have been proposed for the formation of some of these products such as $m/z = 265$ ($C_{10}H_{17}O_6S^-$) and 279 ($C_{10}H_{15}O_7S^-$) in the literature. For instance, in chamber studies, Liggio et al. (2006) suggested that $C_{10}H_{17}O_6S^-$ ($m/z = 265$) can be formed through the reactive uptake of pinonaldehyde, a major semi-volatile product generated from α -pinene oxidation, onto acidic sulfate aerosols via sulfate esterification reactions. Similar to $C_{10}H_{17}O_6S^-$ ($m/z = 265$), $C_{10}H_{15}O_7S^-$ ($m/z = 279$) can be produced through the reactive uptake of hydroxypinoic acid on acidic sulfate aerosols via sulfate esterification reactions (Surratt et al., 2008). For field studies, ions corresponding to $m/z = 247$ ($C_{10}H_{15}O_5S^-$) and 263 ($C_{10}H_{15}O_6S^-$) have been observed in ambient aerosols, but their sources and formation mechanisms have remained unclear. Here, we show that these OSs previously observed in ambient aerosols and α -pinene-derived SOA in laboratory studies could be first- and/or second-generation products formed upon heterogeneous OH oxidation of α pOS-249.

3.4 Formation of inorganic sulfate upon oxidation

Recent studies have reported that heterogeneous OH oxidation of small OSs (C_1 , C_2 , and C_5) can produce inorganic sulfates (Kwong et al., 2018; Lam et al., 2019; Chen et al., 2020; Xu et al., 2020a). It has been proposed that the decomposition of an alkoxy radical formed at the α -position of the sulfate group can generate a sulfate radical anion ($SO_4^{\cdot-}$), which subsequently reacts further to generate inorganic sulfur species (HSO_4^- and SO_4^{2-}) (Schemes 1 and S4). We here examine the significance of this conversion from organosulfur to inorganic sulfur upon heterogeneous OH oxidation of α pOS-249 (a C_{10} OS). Figure S3 shows the IC chromatograms of α pOS-249 before and af-

ter heterogeneous OH oxidation. Before oxidation (Fig. S3a), a small quantity of SO_4^{2-} (contributing only $1.9 \pm 1.3\%$ of total sulfur mass) was detected in the ion chromatogram due to the hydrolysis of $\alpha\text{pOS-249}$, which has been corrected for the determination of sulfate yield. After oxidation (Fig. S3b), an increase in the SO_4^{2-} signal was observed, suggesting that some sulfur is being converted from its organic form (i.e., $\alpha\text{pOS-249}$) into its inorganic form (HSO_4^- and/or SO_4^{2-}) upon OH oxidation. The amount of inorganic sulfur formed from oxidation was then quantified to calculate the yield, defined as the total number of moles of HSO_4^- and SO_4^{2-} formed per mole of $\alpha\text{pOS-249}$ reacted at a given OH exposure (Xu et al., 2020a):

$$\text{yield} = \frac{\Delta [\text{SO}_4^{2-}]}{\Delta [\alpha\text{pOS-249}]} \times 100\%,$$

where the SO_4^{2-} concentration was quantified by IC, and the $\alpha\text{pOS-249}$ concentration was determined by HPLC/ESI-QTRAP-MS before and after oxidation. As shown in Fig. 5, the yields are determined to be small as indicated by the small SO_4^{2-} peak detected after oxidation and range from $3.5 \pm 11.3\%$ at OH exposure of 4.8×10^{11} molecules cm^{-3} s to $13.8 \pm 4.7\%$ at 14.3×10^{11} molecules cm^{-3} s. The relatively large uncertainty at low OH exposures is mainly attributed to the small change in $\alpha\text{pOS-249}$ and SO_4^{2-} concentrations at low OH exposures (the determination of uncertainties of the yield is given in the Supplement). The small yields could be explained by the fact that the hydrogen abstraction at 5-C is likely not favorable compared to other carbon sites upon OH oxidation of $\alpha\text{pOS-249}$ at the first place as predicted by the SAR model (Table S2). The generation of sulfate radical anions ($\text{SO}_4^{\bullet-}$) via the breakage of the C-O bond in the 5-C alkoxy radical and the further reaction of $\text{SO}_4^{\bullet-}$ to generate inorganic sulfates might not be favorable (Schemes 1 and S4). Furthermore, we cannot rule out the possibility that the formation of SO_4^{2-} could be from the hydrolysis of reaction products, as some secondary and tertiary OS could readily undergo hydrolysis and may form upon oxidation.

It is also worthwhile to note that upon oxidation, the decomposition of alkoxy radicals ($\text{RO}\cdot$) formed at 5-C would lead to $\text{SO}_4^{\bullet-}$ and a fragmentation product. For instance, a C_{10} aldehyde product ($\text{C}_{10}\text{H}_{16}\text{O}_2$, $m/z = 167$) can be formed (Scheme 1). The effective saturation vapor pressure, C^* , of this product is estimated to be $2.27 \times 10^5 \mu\text{g m}^{-3}$ based on its saturation vapor pressure (3.29 Pa) predicted from EVAPORATION (Compernelle et al., 2011). The volatility of this product is found to be about 5 orders of magnitude larger than that of $\alpha\text{pOS-249}$ ($C^* = 1.67 \mu\text{g m}^{-3}$), which is estimated using a saturation vapor pressure (7.96×10^{-6} Pa) predicted by COSMOtherm (Hytinen et al., 2020). Given its high volatility, this fragmentation product likely partitions back to the gas phase and has not been detected in our chemical analysis.

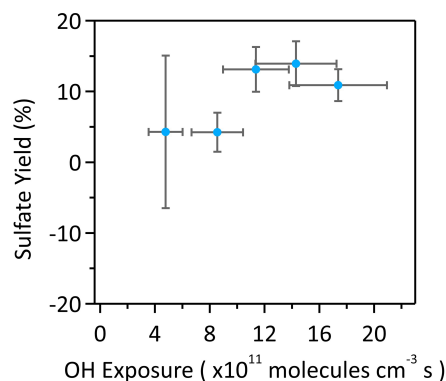


Figure 5. Molar yields of inorganic sulfur species (HSO_4^- and SO_4^{2-}) as a function of OH exposure upon heterogeneous OH oxidation of $\alpha\text{pOS-249}$. The x -error bars represent the uncertainties for OH exposures and y -error bars represent the uncertainties of derived molar yields (calculation details can be referred to the Supplement).

4 Atmospheric implications

To date, while the formation mechanisms of α -pinene-derived OSs have been investigated, their transformation pathways have remained unclear. Nonetheless, several laboratory studies have documented the chemical removal pathways of several OSs through oxidation, implying that certain OSs are not chemically stable and have the propensity for transformation to other organic or inorganic species via oxidation. In this work, we investigated the oxidative transformation process of $\alpha\text{pOS-249}$ via heterogeneous oxidation initiated by OH radicals. Kinetic data suggest that heterogeneous OH oxidation is a competitive sink for $\alpha\text{pOS-249}$. Oxidation reactions dominantly involve the addition of hydroxyl and carbonyl functional groups, which increases the functionalities and oxygen content of $\alpha\text{pOS-249}$ during multigenerational oxidation steps. The formation of fragmentation products such as inorganic sulfates and smaller OSs was found to be insignificant. All these results indicate that $\alpha\text{pOS-249}$ s and other OSs may not be chemically stable in the atmosphere and can be continuously transformed once formed in the atmosphere. In particular, heterogeneous OH oxidation of OSs could yield some previously unexplained OSs that are detected in atmospheric aerosols. We also acknowledge that the small yields reported for $\alpha\text{pOS-249}$ are different from our previous studies and that a significant amount of inorganic sulfates (yield $\sim 60\%$) were formed upon heterogeneous OH oxidation of a small OS (i.e., methylsulfate, CH_3SO_4^-) (Kwong et al., 2018; Xu et al., 2020a). This might be attributed to the fact that for the OH reaction with methylsulfate, only a few hydrogen atoms are available for the abstraction. The formation and decomposition of an alkoxy radical formed at the α position of the sulfate group are more likely to occur, leading to sulfate radical anion ($\text{SO}_4^{\bullet-}$) and subsequently inorganic sul-

fates. These results reveal that the sulfur conversion from its organic form (i.e., OSs) to inorganic form (i.e., inorganic sulfates) upon oxidation could be sensitive to the molecular structure of OSs (e.g., carbon chain length and functionality). Future investigations are needed to better elucidate the formation and isomer distribution of multigenerational functionalization and fragmentation products formed upon oxidation. Lastly, smaller products and smaller OSs ($C < 10$) were not detected upon oxidation of α pOS-249. Future investigations are desired to investigate whether the chemical transformation and aging of larger OSs could be the sources of smaller OSs in the atmosphere through various atmospheric processes. Overall, the findings of this work provide an improved understanding of the sources, fates, and transformations of ambient OSs.

Data availability. Data are available upon request from the corresponding author.

Supplement. The supplement related to this article is available online at: <https://doi.org/10.5194/acp-22-5685-2022-supplement>.

Author contributions. RX and MNC designed the experiments. RX and SIMN ran the experiments. YW provided the synthesized α pOS-249 standard. WSC, YKW, ZY, DL, PKS, and JZY helped with the chemical analysis. YW and JZY contributed to the formulation of the reaction mechanisms. RX, SIMN, and MNC prepared the paper. JZY and MNC edited the paper. All authors provided comments and suggestions for the paper.

Competing interests. The contact authors have declared that neither they nor their co-authors have any competing interests.

Disclaimer. Publisher's note: Copernicus Publications remains neutral with regard to jurisdictional claims in published maps and institutional affiliations.

Acknowledgements. This work is supported by the Hong Kong Research Grants Council (grant nos. 14300118 and 16304519).

Financial support. This research has been supported by the Hong Kong Research Grants Council (grant nos. 14300118 and 16304519).

Review statement. This paper was edited by Alex Huffman and reviewed by two anonymous referees.

References

- Bahl, A. and Bahl, B. S.: *Advanced Organic Chemistry*, 1st edn., S. Chand Publication, New Delhi, India, ISBN 9788121935159, 2010.
- Bateman, A. P., Walser, M. L., Desyaterik, Y., Laskin, J., Laskin, A., and Nizkorodov, S. A.: The effect of solvent on the analysis of secondary organic aerosol using electrospray ionization mass spectrometry, *Environ. Sci. Technol.*, 42, 7341–7346, <https://doi.org/10.1021/es801226w>, 2008.
- Bennett, J. E. and Summers, R.: Product studies of the mutual termination reactions of sec-alkylperoxy radicals: evidence for non-cyclic termination, *Can. J. Chem.*, 52, 1377–1379, <https://doi.org/10.1139/v74-209>, 1974.
- Bentley, R. and Chasteen, T. G.: Environmental VOCs – formation and degradation of dimethyl sulfide, methanethiol and related materials, *Chemos.*, 55, 291–317, <https://doi.org/10.1016/j.chemosphere.2003.12.017>, 2004.
- Bergh, v. d., Vanhees, V. I., de Boer, R., Compernelle, F., and Vinckier, C.: Identification of the oxidation products of the reaction between α -pinene and hydroxyl radicals by gas and high-performance liquid chromatography with mass spectrometric detection, *J. Chrom. A.*, 896, 135–148, [https://doi.org/10.1016/s0021-9673\(00\)00680-4](https://doi.org/10.1016/s0021-9673(00)00680-4), 2000.
- Brüggemann, M., Xu, R., Tilgner, A., Kwong, K. C., Mutzel, A., Poon, H. Y., Otto, T., Schaefer, T., Poulain, L., Chan, M. N., and Herrmann, H.: Organosulfates in ambient aerosol: state of knowledge and future research directions on formation, abundance, fate, and importance, *Environ. Sci. Technol.*, 54, 3767–3782, <https://doi.org/10.1021/acs.est.9b06751.s001>, 2020.
- Bruice, P. Y.: *Organic chemistry*, 6th edn., Pearson Publication, Lebanon, Indiana, USA, ISBN 9780321663139, 2010.
- Budisulistiorini, S. H., Li, X., Bairai, S. T., Renfro, J., Liu, Y., Liu, Y. J., McKinney, K. A., Martin, S. T., McNeill, V. F., Pye, H. O. T., Nenes, A., Neff, M. E., Stone, E. A., Mueller, S., Knote, C., Shaw, S. L., Zhang, Z., Gold, A., and Surratt, J. D.: Examining the effects of anthropogenic emissions on isoprene-derived secondary organic aerosol formation during the 2013 Southern Oxidant and Aerosol Study (SOAS) at the Look Rock, Tennessee ground site, *Atmos. Chem. Phys.*, 15, 8871–8888, <https://doi.org/10.5194/acp-15-8871-2015>, 2015.
- Capouet, M., Peeters, J., Nozière, B., and Müller, J.-F.: Alpha-pinene oxidation by OH: simulations of laboratory experiments, *Atmos. Chem. Phys.*, 4, 2285–2311, <https://doi.org/10.5194/acp-4-2285-2004>, 2004.
- Carrasquillo A. J., Daumit K. E., Kroll J. H.: Radical reactivity in the condensed phase: intermolecular versus intramolecular reactions of alkoxy radicals, *J. Phys. Chem. Lett.*, 6, 2388–2392, <https://doi.org/10.1021/acs.jpcclett.5b00913>, 2015.
- Chan, M. N., Zhang, H., Goldstein, A. H., and Wilson, K. R.: Role of water and phase in the heterogeneous oxidation of solid and aqueous succinic acid aerosol by hydroxyl radicals, *J. Phys. Chem. C*, 118, 28978–28992, <https://doi.org/10.1021/jp5012022>, 2014.
- Chen, Y., Zhang, Y., Lambe, A. T., Xu, R., Lei, Z., Olson, N. E., Zhang, Z., Szalkowski, T., Cui, T., Vizuete, W., Gold, A., Turpin, B. J., Ault, A. P., Chan, M. N., and Surratt, J. D.: Heterogeneous hydroxyl radical oxidation of isoprene-epoxydiol-derived methyltetrol sulfates: plausible formation

- mechanisms of previously unexplained organosulfates in ambient fine aerosols, *Environ. Sci. Technol. Letters*, 7, 460–468, <https://doi.org/10.1021/acs.estlett.0c00276.s001>, 2020.
- Chim, M. M., Chow, C. Y., Davies, J. F., and Chan, M. N.: Effects of relative humidity and particle phase water on the heterogeneous OH oxidation of 2-methylglutaric acid aqueous droplets, *J. Phys. Chem. A*, 121, 1666–1674, <https://doi.org/10.1021/acs.jpca.6b11606>, 2017.
- Compernelle, S., Ceulemans, K., and Müller, J.-F.: EVAPORATION: a new vapour pressure estimation method for organic molecules including non-additivity and intramolecular interactions, *Atmos. Chem. Phys.*, 11, 9431–9450, <https://doi.org/10.5194/acp-11-9431-2011>, 2011.
- Craig, R. L., Peterson, P. K., Nandy, L., Lei, Z., Hossain, M. A., Camarena, S., Dodson, R. A., Cook, R. D., Dutcher, C. S., and Ault, A. P.: Direct determination of aerosol pH: size-resolved measurements of submicrometer and supermicrometer aqueous particles, *Anal. Chem.*, 90, 11232–11239, <https://doi.org/10.1021/acs.analchem.8b00586>, 2018.
- Darer, A. I., Cole-Filipiak, N. C., O'Connor, A. E., and Elrod, M. J.: Formation and stability of atmospherically relevant isoprene-derived organosulfates and organonitrates, *Environ. Sci. Technol.*, 45, 1895–1902, <https://doi.org/10.1021/es103797z>, 2011.
- Dennis-Smith, B. J., Miles, R. E. H., and Reid, J. P.: Oxidative aging of mixed oleic acid/sodium chloride aerosol particles, *J. Geophys. Res.*, 117, D20204, <https://doi.org/10.1029/2012JD018163>, 2012.
- Domingos, J. S. S., Regis, C. D., Santos, V. S., Andrade, B., and Rocha, O.: A comprehensive and suitable method for determining major ions from atmospheric particulate matter matrices, *J. Chrom. A.*, 1266, 17–23, <https://doi.org/10.1016/j.chroma.2012.08.074>, 2012.
- Freedman, M. A.: Phase separation in organic aerosol, *Chem. Soc. Rev.*, 46, 7694–7705, <https://doi.org/10.1039/C6CS00783J>, 2017.
- Freedman, M. A.: Liquid–liquid phase separation in supermicrometer and submicrometer aerosol particles, *Acc. Chem. Res.*, 53, 1102–1110, <https://doi.org/10.1021/acs.accounts.0c00093>, 2020.
- George, I. J. and Abbatt, J. P. D.: Heterogeneous oxidation of atmospheric aerosol particles by gas-phase radicals, *Nat. Chem.*, 2, 713–722, <https://doi.org/10.1038/nchem.806>, 2010.
- Gopalakrishnan, S., Jungwirth, P., Tobias, D. J., and Allen, H. C.: Air–Liquid Interfaces of Aqueous Solutions Containing Ammonium and Sulfate: Spectroscopic and Molecular Dynamics Studies, *J. Phys. Chem. B*, 109, 8861–8872, 2005.
- Guenther, A. B., Jiang, X., Heald, C. L., Sakulyanontvittaya, T., Duhl, T., Emmons, L. K., and Wang, X.: The Model of Emissions of Gases and Aerosols from Nature version 2.1 (MEGAN2.1): an extended and updated framework for modeling biogenic emissions, *Geosci. Model Dev.*, 5, 1471–1492, <https://doi.org/10.5194/gmd-5-1471-2012>, 2012.
- Hansen, A. M. K., Hong, J., Raatikainen, T., Kristensen, K., Ylisirmö, A., Virtanen, A., Petäjä, T., Glasius, M., and Prisle, N. L.: Hygroscopic properties and cloud condensation nuclei activation of limonene-derived organosulfates and their mixtures with ammonium sulfate, *Atmos. Chem. Phys.*, 15, 14071–14089, <https://doi.org/10.5194/acp-15-14071-2015>, 2015.
- Hettiyadura, A. P. S., Jayarathne, T., Baumann, K., Goldstein, A. H., de Gouw, J. A., Koss, A., Keutsch, F. N., Skog, K., and Stone, E. A.: Qualitative and quantitative analysis of atmospheric organosulfates in Centreville, Alabama, *Atmos. Chem. Phys.*, 17, 1343–1359, <https://doi.org/10.5194/acp-17-1343-2017>, 2017.
- Hettiyadura, A. P. S., Al-Naiema, I. M., Hughes, D. D., Fang, T., and Stone, E. A.: Organosulfates in Atlanta, Georgia: anthropogenic influences on biogenic secondary organic aerosol formation, *Atmos. Chem. Phys.*, 19, 3191–3206, <https://doi.org/10.5194/acp-19-3191-2019>, 2019.
- Hu, K. S., Darer, A. I., and Elrod, M. J.: Thermodynamics and kinetics of the hydrolysis of atmospherically relevant organonitrates and organosulfates, *Atmos. Chem. Phys.*, 11, 8307–8320, <https://doi.org/10.5194/acp-11-8307-2011>, 2011.
- Huang, D. D., Li, Y. J., Lee, B. P., and Chan, C. K.: Analysis of organic sulfur compounds in atmospheric aerosols at the HKUST supersite in Hong Kong using HR-ToF-AMS, *Environ. Sci. Technol.*, 49, 3672–3679, <https://doi.org/10.1021/es5056269>, 2015.
- Huang, R.-J., Cao, J., Chen, Y., Yang, L., Shen, J., You, Q., Wang, K., Lin, C., Xu, W., Gao, B., Li, Y., Chen, Q., Hoffmann, T., O'Dowd, C. D., Bilde, M., and Glasius, M.: Organosulfates in atmospheric aerosol: synthesis and quantitative analysis of PM_{2.5} from Xi'an, northwestern China, *Atmos. Meas. Tech.*, 11, 3447–3456, <https://doi.org/10.5194/amt-11-3447-2018>, 2018.
- Hughes, D. D. and Stone, E. A.: Organosulfates in the Midwestern United States: Abundance, composition and stability, *Environ. Chem.*, 16, 312–322, <https://doi.org/10.1071/EN18260>, 2019.
- Hyttinen, N., Elm, J., Malila, J., Calderón, S. M., and Prisle, N. L.: Thermodynamic properties of isoprene- and monoterpene-derived organosulfates estimated with COSMOtherm, *Atmos. Chem. Phys.*, 20, 5679–5696, <https://doi.org/10.5194/acp-20-5679-2020>, 2020.
- Iinuma, Y., Böge, O., Miao, Y., Sierau, B., Gnauk, T., and Herrmann, H.: Laboratory studies on secondary organic aerosol formation from terpenes, *Faraday Discuss.*, 130, 279–294, <https://doi.org/10.1039/b502160j>, 2005.
- Iinuma, Y., Müller, C., Berndt, T., Böge, O., Claeys, M., and Herrmann, H.: Evidence for the existence of organosulfates from β -pinene ozonolysis in ambient secondary organic aerosol, *Environ. Sci. Technol.*, 41, 6678–6683, <https://doi.org/10.1021/es070938t>, 2007.
- Jungwirth P. and Tobias D. J.: Ions at the Air/Water Interface, *J. Phys. Chem. B*, 106, 6361–6373, <https://doi.org/10.1021/jp020242g>, 2002.
- Kanakidou, M., Seinfeld, J. H., Pandis, S. N., Barnes, I., Dentener, F. J., Facchini, M. C., Van Dingenen, R., Ervens, B., Nenes, A., Nielsen, C. J., Swietlicki, E., Putaud, J. P., Balkanski, Y., Fuzzi, S., Horth, J., Moortgat, G. K., Winterhalter, R., Myhre, C. E. L., Tsigaridis, K., Vignati, E., Stephanou, E. G., and Wilson, J.: Organic aerosol and global climate modelling: a review, *Atmos. Chem. Phys.*, 5, 1053–1123, <https://doi.org/10.5194/acp-5-1053-2005>, 2005.
- Kang, E., Root, M. J., Toohey, D. W., and Brune, W. H.: Introducing the concept of Potential Aerosol Mass (PAM), *Atmos. Chem. Phys.*, 7, 5727–5744, <https://doi.org/10.5194/acp-7-5727-2007>, 2007.
- Koop, T., Bookhold, J., Shiraiwa, M., and Pöschl, U.: Glass transition and phase state of organic compounds: Dependency on molecular properties and implications for secondary organic

- aerosols in the atmosphere, *Phys. Chem. Chem. Phys.*, 13, 19238–19255, <https://doi.org/10.1039/C1CP22617G>, 2011.
- Kristensen, K. and Glasius, M.: Organosulfates and oxidation products from biogenic hydrocarbons in fine aerosols from a forest in Northwest Europe during spring, *Atmos. Environ.*, 45, 4546–4556, <https://doi.org/10.1016/j.atmosenv.2011.05.063>, 2011.
- Kroll, J., Lim, C., Kessler, S., and Wilson, K.: Heterogeneous oxidation of atmospheric organic aerosol: kinetics of changes to the amount and oxidation state of particle-phase organic carbon, *J. Phys. Chem. A*, 119, 10767–10783, <https://doi.org/10.1021/acs.jpca.5b06946>, 2015.
- Kwong, K. C., Chim, M. M., Davies, J. F., Wilson, K. R., and Chan, M. N.: Importance of sulfate radical anion formation and chemistry in heterogeneous OH oxidation of sodium methyl sulfate, the smallest organosulfate, *Atmos. Chem. Phys.*, 18, 2809–2820, <https://doi.org/10.5194/acp-18-2809-2018>, 2018.
- Lam, H. K., Kwong, K. C., Poon, H. Y., Davies, J. F., Zhang, Z., Gold, A., Surratt, J. D., and Chan, M. N.: Heterogeneous OH oxidation of isoprene-epoxydiol-derived organosulfates: kinetics, chemistry and formation of inorganic sulfate, *Atmos. Chem. Phys.*, 19, 2433–2440, <https://doi.org/10.5194/acp-19-2433-2019>, 2019.
- Lam, H. K., Xu, R., Choczynski, J., Davies, J. F., Ham, D., Song, M., Zuend, A., Li, W., Tse, Y.-L. S., and Chan, M. N.: Effects of liquid–liquid phase separation and relative humidity on the heterogeneous OH oxidation of inorganic–organic aerosols: insights from methylglutaric acid and ammonium sulfate particles, *Atmos. Chem. Phys.*, 21, 2053–2066, <https://doi.org/10.5194/acp-21-2053-2021>, 2021.
- Liggio, J. and Li, S.-M.: Organosulfate Formation during the uptake of pinonaldehyde on acidic sulfate aerosols, *Geophys. Res. Lett.*, 33, L13808, <https://doi.org/10.1029/2006gl026079>, 2006.
- Ma, Y., Xu, X., Song, W., Geng, F., and Wang, L.: Seasonal and Diurnal Variations of Particulate Organosulfates in Urban Shanghai, China, *Atmos. Environ.*, 85, 152–160, <https://doi.org/10.1016/j.atmosenv.2013.12.017>, 2014.
- Mao, J., Ren, X., Brune, W. H., Olson, J. R., Crawford, J. H., Fried, A., Huey, L. G., Cohen, R. C., Heikes, B., Singh, H. B., Blake, D. R., Sachse, G. W., Diskin, G. S., Hall, S. R., and Shetter, R. E.: Airborne measurement of OH reactivity during INTEX-B, *Atmos. Chem. Phys.*, 9, 163–173, <https://doi.org/10.5194/acp-9-163-2009>, 2009.
- Marshall, F. H., Miles, R. E. H., Song, Y.-C., Ohm, P. B., Power, R. M., Reid, J. P., and Dutcher, C. S.: Diffusion and reactivity in ultra-viscous aerosol and the correlation with particle viscosity, *Chem. Sci.*, 7, 1298–1308, <https://doi.org/10.1039/c5sc03223g>, 2016.
- Marshall, F. H., Berkemeier, T., Shiraiwa, M., Nandy, L., Ohm, P. B., Dutcher, C. S., and Reid, J. P.: Influence of particle viscosity on mass transfer and heterogeneous ozonolysis kinetics in aqueous-sucrose-maleic acid aerosol, *Phys. Chem. Chem. Phys.*, 20, 15560–15573, <https://doi.org/10.1039/c8cp01666f>, 2018.
- McNeill, V. F., Wolfe, G. M., and Thornton, J. A.: The Oxidation of oleate in submicron aqueous salt aerosols: evidence of a surface process, *J. Phys. Chem. A*, 111, 1073–1083, <https://doi.org/10.1021/jp066233f>, 2007.
- McNeill, V. F., Yatavelli, R. L. N., Thornton, J. A., Stipe, C. B., and Landgrebe, O.: Heterogeneous OH oxidation of palmitic acid in single component and internally mixed aerosol particles: vaporization and the role of particle phase, *Atmos. Chem. Phys.*, 8, 5465–5476, <https://doi.org/10.5194/acp-8-5465-2008>, 2008.
- Monod A. and Doussin, J. F.: Structure-activity relationship for the estimation of OH-oxidation rate constants of aliphatic organic compounds in the aqueous phase: alkanes, alcohols, organic acids and bases, *Atmos. Environ.*, 42, 7611–7622, <https://doi.org/10.1016/j.atmosenv.2008.06.005>, 2008.
- Mungall, E. L., Wong, J. P. S., and Abbatt, J. P. D.: Heterogeneous Oxidation of Particulate Methanesulfonic Acid by the Hydroxyl Radical: Kinetics and Atmospheric Implications, *ACS Earth Space Chem.*, 2, 48–55, <https://doi.org/10.1021/acsearthspacechem.7b00114>, 2017.
- Peeters, J., Vereecken, L., and Fantechi, G.: The detailed mechanism of the OH-initiated atmospheric oxidation of α -pinene: a theoretical study, *Phys. Chem. Chem. Phys.*, 3, 5489–5504, <https://doi.org/10.1039/b106555f>, 2001.
- Pye, H. O. T., Chan, A. W. H., Barkley, M. P., and Seinfeld, J. H.: Global modeling of organic aerosol: the importance of reactive nitrogen (NO_x and NO_3), *Atmos. Chem. Phys.*, 10, 11261–11276, <https://doi.org/10.5194/acp-10-11261-2010>, 2010.
- Qiu, Y. and Molinero, V.: Morphology of liquid-liquid phase separated aerosols, *J. Am. Chem. Soc.*, 137, 10642–10651, <https://doi.org/10.1021/jacs.5b05579>, 2015.
- Rowley D. M., Lightfoot P. D., Lesclaux R., and Wallington T. J.: Ultraviolet absorption spectrum and self-reaction of cyclopentylperoxy radicals, *J. Chem. Soc. Faraday T.*, 88, 1369–1376, <https://doi.org/10.1039/ft9928801369>, 1992.
- Riva, M., Tomaz, S., Cui, T. Q., Lin, Y. H., Perraudin, E., Gold, A., Stone, E. A., Villenave, E., and Surratt, J. D.: Evidence for an unrecognized secondary anthropogenic source of organosulfates and sulfonates: gas-phase oxidation of polycyclic aromatic hydrocarbons in the presence of sulfate aerosol, *Environ. Sci. Technol.*, 49, 6654–6664, <https://doi.org/10.1021/acs.est.5b00836>, 2015.
- Russell, G. A.: Deuterium-isotope effects in the autoxidation of aralkyl hydrocarbons. mechanism of the interaction of peroxy radicals¹, *J. Am. Chem. Soc.*, 79, 3871–3877, <https://doi.org/10.1021/ja01571a068>, 1957.
- Shakya, K. M. and Peltier, R. E.: Investigating missing sources of sulfur at Fairbanks, Alaska, *Environ. Sci. Technol.*, 47, 9332–9338, <https://doi.org/10.1021/es402020b>, 2013.
- Shakya, K. M. and Peltier, R. E.: Non-sulfate sulfur in fine aerosols across the United States: insight for organosulfate prevalence, *Atmos. Environ.*, 100, 159–166, <https://doi.org/10.1016/j.atmosenv.2014.10.058>, 2015.
- Shiraiwa, M., Ammann, M., Koop, T., and Pöschl, U.: Gas uptake and chemical aging of semisolid organic aerosol particles, *Proc. Natl. Acad. Sci.*, 108, 11003–11008, <https://doi.org/10.1073/pnas.1103045108>, 2011.
- Shiraiwa, M., Zuend, A., Bertram, A. K., and Seinfeld, J. H.: Gas-particle partitioning of atmospheric aerosols: Interplay of physical state, non-ideal mixing and morphology, *Phys. Chem. Chem. Phys.*, 15, 11441–11453, <https://doi.org/10.1039/C3CP51595H>, 2013.
- Slade, J. H. and Knopf, D. A.: Multiphase OH oxidation kinetics of organic aerosol: The role of particle phase state and relative humidity, *Geophys. Res. Lett.*, 41, 5297–5306, <https://doi.org/10.1002/2014gl060582>, 2014.

- Smith, J. D., Kroll, J. H., Cappa, C. D., Che, D. L., Liu, C. L., Ahmed, M., Leone, S. R., Worsnop, D. R., and Wilson, K. R.: The heterogeneous reaction of hydroxyl radicals with sub-micron squalane particles: a model system for understanding the oxidative aging of ambient aerosols, *Atmos. Chem. Phys.*, 9, 3209–3222, <https://doi.org/10.5194/acp-9-3209-2009>, 2009.
- Stadtler, S., Kühn, T., Schröder, S., Taraborrelli, D., Schultz, M. G., and Kokkola, H.: Isoprene-derived secondary organic aerosol in the global aerosol–chemistry–climate model ECHAM6.3.0–HAM2.3–MOZ1.0, *Geosci. Model Dev.*, 11, 3235–3260, <https://doi.org/10.5194/gmd-11-3235-2018>, 2018.
- Stone, E. A., Yang, L., Yu, L. E., and Rupakheti, M.: Characterization of Organosulfates in Atmospheric Aerosols at Four Asian Locations, *Atmos. Environ.*, 47, 323–329, <https://doi.org/10.1016/j.atmosenv.2011.10.058>, 2012.
- Surratt, J. D., Gómez-González, Y., Chan, A. W. H., Vermeylen, R., Shahgholi, M., Kleindienst, T. E., Edney, E. O., Offenberg, J. H., Lewandowski, M., Jaoui, M., Maenhaut, W., Claeys, M., Flagan, R. C., and Seinfeld, J. H.: Organosulfate formation in biogenic secondary organic aerosol, *J. Phys. Chem. A*, 112, 8345–8378, <https://doi.org/10.1021/jp802310p>, 2008.
- Tolocka, M. P. and Turpin, B.: Contribution of organosulfur compounds to organic aerosol mass, *Environ. Sci. Technol.*, 46, 7978–7983, <https://doi.org/10.1021/es300651v>, 2012.
- Vogel, A. L., Schneider, J., Müller-Tautges, C., Klimach, T., and Hoffmann, T.: Aerosol chemistry resolved by mass spectrometry: insights into particle growth after ambient particle formation, *Environ. Sci. Technol.*, 50, 10814–10822, <https://doi.org/10.1021/acs.est.6b01673>, 2016.
- Wang, Y., Ren, J., Huang, X. H. H., Tong, R., and Yu, J. Z.: Synthesis of four monoterpene-derived organosulfates and their quantification in atmospheric aerosol samples, *Environ. Sci. Technol.*, 51, 6791–6801, <https://doi.org/10.1021/acs.est.7b01179>, 2017.
- Wang, Y., Hu, M., Guo, S., Wang, Y., Zheng, J., Yang, Y., Zhu, W., Tang, R., Li, X., Liu, Y., Le Breton, M., Du, Z., Shang, D., Wu, Y., Wu, Z., Song, Y., Lou, S., Hallquist, M., and Yu, J.: The secondary formation of organosulfates under interactions between biogenic emissions and anthropogenic pollutants in summer in Beijing, *Atmos. Chem. Phys.*, 18, 10693–10713, <https://doi.org/10.5194/acp-18-10693-2018>, 2018.
- Wang, Y., Zhao, Y., Wang, Y., Yu, J.-Z., Shao, J., Liu, P., Zhu, W., Cheng, Z., Li, Z., Yan, N., and Xiao, H.: Organosulfates in atmospheric aerosols in Shanghai, China: seasonal and interannual variability, origin, and formation mechanisms, *Atmos. Chem. Phys.*, 21, 2959–2980, <https://doi.org/10.5194/acp-21-2959-2021>, 2021.
- Wilsey, S., Dowd, P., and Houk, K. N.: Effect of alkyl substituents and ring size on alkoxy radical cleavage reactions, *J. Organ. Chem.*, 64, 8801–8811, <https://doi.org/10.1021/jo990652+>, 1999.
- Xu, R., Ge, Y., Kwong, K. C., Poon, H. Y., Wilson, K. R., Yu, J. Z., and Chan, M. N.: Inorganic sulfur species formed upon heterogeneous OH oxidation of organosulfates: a case study of methyl sulfate, *ACS Earth Space Chem.*, 4, 2041–2049, <https://doi.org/10.1021/acsearthspacechem.0c00209>, 2020a.
- Xu, R., Lam, H. K., Wilson, K. R., Davies, J. F., Song, M., Li, W., Tse, Y.-L. S., and Chan, M. N.: Effect of inorganic-to-organic mass ratio on the heterogeneous OH reaction rates of erythritol: implications for atmospheric chemical stability of 2-methyltetrols, *Atmos. Chem. Phys.*, 20, 3879–3893, <https://doi.org/10.5194/acp-20-3879-2020>, 2020b.
- Yamazaki, Y., Naganuma, J., and Gotoh, H.: A Theoretical, dynamical evaluation method of the steric hindrance in nitroxide radicals using transition states of model reactions, *Sci. Rep.*, 9, 20339, <https://doi.org/10.1038/s41598-019-56342-w>, 2019.
- You, Y., Smith, M. L., Song, M., Martin, S. T., and Bertram, A. K.: Liquid–liquid phase separation in atmospherically relevant particles consisting of organic species and inorganic salts, *Int. Rev. Phys. Chem.*, 33, 43–77, <https://doi.org/10.1080/0144235x.2014.890786>, 2014.
- Zhang, H., Worton, D. R., Lewandowski, M., Ortega, J., Rubitschun, C. L., Park, J.-H., Kristensen, K., Campuzano-Jost, P., Day, D. A., Jimenez, J. L., Jaoui, M., Offenberg, J. H., Kleindienst, T. E., Gilman, J., Kuster, W. C., de Gouw, J., Park, C., Schade, G. W., Frossard, A. A., Russell, L., Kaser, L., Jud, W., Hansel, A., Cappellin, L., Karl, T., Glasius, M., Guenther, A., Goldstein, A. H., Seinfeld, J. H., Gold, A., Kamens, R. M., and Surratt, J. D.: Organosulfates as tracers for Secondary Organic Aerosol (SOA) formation from 2-Methyl-3-Buten-2-ol (MBO) in the atmosphere, *Environ. Sci. Technol.*, 46, 9437–9446, <https://doi.org/10.1021/es301648z>, 2012.