

# Turbo-TCM Performance under AWGN and Rayleigh Fading Channels

REN Jun-tao<sup>1</sup>, WANG Mu-zhong<sup>2</sup>, SHAO Ding-tong<sup>1</sup>

(1. Faculty 204, Beijing University of Aeronautics and Astronautics, Beijing 100083, China)

(2. Department of Electronic and Information Engineering, Hong Kong Polytechnic University, Hong Kong, China)

**Abstract:** A simple algorithm for Turbo-TCM decoding was given in this paper. With this algorithm, Turbo-TCM can easily be used to real systems with various code rates and modulations of QPSK, 8PSK, 16QAM or 64QAM. The bit error ratio performance was studied under AWGN and fading channels. The simulation results were also given in this paper.

**Key words:** Turbo codes; TCM; AWGN channel; Rayleigh fading channel

**Turbo-TCM 在 AWGN 和 Rayleigh 衰落信道下的性能研究.** 任俊涛, 王睦重, 邵定蓉. 中国航空学报(英文版), 2003, 16(2): 86–90.

**摘要:** 给出了一种简单的 Turbo-TCM 解调译码方法, 使用这种方法可较容易地把 Turbo 码用于各种编码速率和 QPSK, 8PSK, 16QAM 或 64QAM 等各种调制方式下的 TCM 系统中。研究了各种编码速率和调制方式的 Turbo-TCM 在 AWGN 和 Rayleigh 衰落信道下的性能, 并给出了仿真试验结果。

**关键词:** Turbo 码; TCM; AWGN 信道; Rayleigh 衰落信道

文章编号: 1000-9361(2003)02-0086-05

中图分类号: TN911.22

文献标识码: A

Turbo codes<sup>[1-3]</sup> are one kind of error-correcting codes introduced in 1993 by Berrou, *et al.* Its excellent error-correcting performance of only 0.7dB away from Shannon Limit has drawn plenty of research. But, it was not suitable for bandwidth limited communication systems when proposed. Trellis coded modulation (TCM) and multilevel coding are bandwidth-efficient coding techniques and widely used. Therefore, it is worthwhile to merge TCM and Turbo codes together in order to get large coding gain and high bandwidth efficiency. That is called Turbo-TCM (or TTCM). Different approaches for Turbo-TCM have been proposed in Refs. [4, 5]. The structure in Ref. [5] is not programmatic. In other words, different structures are for different rates  $m/m+1$ , then different decoders. This does not fit DVB(Digital Video Broadcast) system whose code rate ranges

from 1/2 to 7/8, because the decoder will be much more complex. The structure in Ref. [4] is programmatic. It can be used in DVB system. But the decoding algorithm is only suited for  $2^{2p}$  QAM, where  $p \leq N$ . In DVB(ETSI)<sup>[6]</sup> system, the convolution codes act as the channel codes. And the modulation type will be QPSK, 16QAM or 64QAM except for 8PSK, which the algorithm in Ref. [4] is not suited for. So, in this paper a universal algorithm is given for the Turbo-TCM. And with this algorithm, the performance of Turbo-TCM under the AWGN and Rayleigh fading channels was studied.

## 1 Structure of Turbo-TCM and Decoding Algorithm

Fig. 1 depicts the structure of Turbo TCM used. In Fig. 1, the Turbo codes encoder is a stan-

dard case<sup>[1-3]</sup>. It has two RSC (Recursive System-atic Convolution) encoders separated by an inter-leaver. Each RSC produces one parity bit for each information bit. So the code rate is 1/3. After punctured, the desired rate ( 1/2, 2/3, 3/4, 5/6, 7/8) can be gotten. Though the systematic bits are much more important in Turbo codes, only parity bits are punctured. The parity bits are punctured uniformly. For example, the puncture ma-trix for rate 3/4 is 
$$\begin{bmatrix} B \\ P_1 \\ P_2 \end{bmatrix} = \begin{bmatrix} 1 & 1 & 1 & 1 & 1 & 1 \\ 1 & 0 & 0 & 0 & 0 & 0 \\ 0 & 0 & 0 & 1 & 0 & 0 \end{bmatrix}$$
 and the serial output is  $B_1P_{11}B_2B_3B_4P_{24}B_5B_6$ .

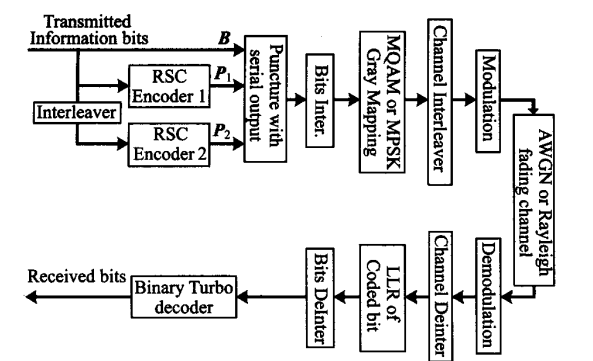


Fig.1 The structure of Turbo-T CM

Each  $q$  bits of the serial output bits were grouped into one symbol and Gray mapped into one point of the MQAM(or MPSK) constellation,  $M = 4, 8, 6, 64$ . The Gray mapping constellation of 16QAM is shown in Fig. 2.

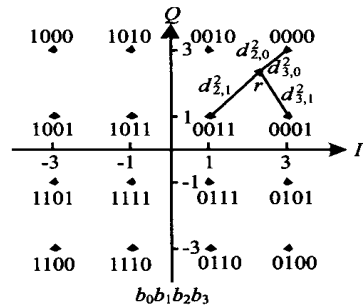


Fig. 2 The Gray mapping constellation and the demodulation of 16QAM

A channel interleaver is used in order to scat-ter burst errors induced by the fading channel. After transmitted over a channel, the signal is demodulated at the receiver side. Then various points on the  $I$ - $Q$  ( In-phase and Quadrature-

phase) plane are obtained, for example, the point ‘ $r$ ’ in Fig. 2. The LLR (Log likelihood ratio) of each bit of a symbol is then calculated independent-ly in order to make use of the binary Turbo de-coder.

The additive white Gaussian noise is assumed to be zero-mean and  $\sigma^2$  variance. Let  $L(b_i)$  be the LLR of  $b_i$ . Then

$$L(b_i) = K \ln \frac{\sum_{s_j \text{ (} b_i=1 \text{)}} \exp \left\{ -\frac{1}{2\sigma^2} (r - s_j)^2 \right\}}{\sum_{s_j \text{ (} b_i=0 \text{)}} \exp \left\{ -\frac{1}{2\sigma^2} (r - s_j)^2 \right\}} = K \ln \frac{\sum_{s_j \text{ (} b_i=1 \text{)}} \exp \left\{ -\frac{1}{2\sigma^2} d_{i,c,j}^2 \right\}}{\sum_{s_j \text{ (} b_i=0 \text{)}} \exp \left\{ -\frac{1}{2\sigma^2} d_{i,c,j}^2 \right\}} \quad (1)$$

where  $S$  is the set of all the constellation points.  $K$  is a constant. In the numerator, only the probabil-ities of the constellation points whose  $b_i$  is 1 are considered. While in the denominator, the points whose  $b_i$  is 0 are considered.  $d_{i,c,j}^2 = (r - s_j)^2$ ,  $c= 0$  or 1. It can be considered as the distance between the received point and the constellation point. Cer-tainly, the calculation of Eq. (1) is much complex. So in Ref. [4], the author gives an approximation of  $L(b_i)$ , where it assumes that  $q= 2p$ ,  $p \ll N$  and separates the  $q$  bits (a symbol) into two subgroups based on  $I$  and  $Q$  coordinates. This does not suit the 8PSK modulation type.

There is the approximation Eq. (2)<sup>[7]</sup>,

$$\ln(e^{x_1} + e^{x_2}) \approx \max(x_1, x_2) \quad (2)$$

where  $\max(x_1, x_2)$  takes the maximum between the  $x_1$  and  $x_2$ .

So  $L(b_i)$  can be rewritten as Eq. (3),

$$L(b_i) = K [ \max( -d_{i,1,0}^2, -d_{i,1,1}^2, \dots, -d_{i,1,j}^2, \dots, -d_{i,1,n-1}^2 ) - \max( -d_{i,0,0}^2, -d_{i,0,1}^2, \dots, -d_{i,0,j}^2, \dots, -d_{i,0,n-1}^2 ) ] = K [ \min( d_{i,0,0}^2, d_{i,0,1}^2, \dots, d_{i,0,j}^2, \dots, d_{i,0,n-1}^2 ) - \min( d_{i,1,0}^2, d_{i,1,1}^2, \dots, d_{i,1,j}^2, \dots, d_{i,1,n-1}^2 ) ] \quad (3)$$

where  $n= M/2= 2^{q-1}$ ,  $j= 0, 1, \dots, n-1$  and  $\min(x_j)$  takes the minimum in  $x_j$ . For example, the LLR of  $b_2$  and  $b_3$  in Fig. 2 can be calculated by

Eq. (4) and Eq. (5),

$$L(b_2) = K[d_{20}^2 - d_{21}^2] \quad (4)$$

$$L(b_3) = K[d_{30}^2 - d_{31}^2] \quad (5)$$

The punctured bits are set to 0 (null), which means that the bits have the same probability of 1 and 0. Those values and the calculated LLR are fed into the binary Turbo decoder. The algorithm of the Turbo decoder can be selected as MAP, log-MAP, MAX-log-MAP or SOVA<sup>[7-9]</sup>.

## 2 The Demodulation and Decoding of Turbo-TCM under Rayleigh Fading Channels

### 2.1 Channel models

Let  $d_i$  be the signal input to the channel, and  $b_i$  be the received signal. The Rayleigh fading channel introduces two kinds of distortion: multiplicative and additive,

$$b_i = \alpha d_i + n_i \quad (6)$$

where  $n_i$  is additive white Gaussian noise with zero mean and power spectral density  $N_0/2$ . Fading attenuation  $\alpha$  is a Rayleigh random variable, the multiplicative distortion. By assuming  $E(\alpha^2) = 1$ , the probability distribution of is

$$p(\alpha) = 2\alpha e^{-\alpha^2}, \alpha \geq 0 \quad (7)$$

The autocorrelation of  $\alpha$  is given as  $J_0(2\pi B T_s)$ , where  $B$  is the Doppler frequency and  $T_s$  is the symbol interval. And the parameter of  $B T_s$  is often used together.

$J_0(x) = \frac{2}{\pi} \int_0^{\pi/2} \cos(x \cos \varphi) d\varphi$ , is the modified zero-order Bessel function of the first kind.

$\alpha$  is produced by the Jakes model<sup>[10]</sup> in the simulation.

$b_i$  can be considered as conditional Gaussian distribution.

$b_i \sim N(\alpha d_i, N_0/2)$   $d_i = -1$  or  $1$  (8)  
 $y_i$  has the Gaussian distribution with mean of  $\alpha d_i$  and the variance of  $N_0/2$ .

But in the real situation, there are two types depending on knowing  $\alpha$  or not: with CSI(channel side information), without CSI.

### 2.2 Decoding with CSI

When the receiver knows well the channel side information (CSI)  $\alpha$  for each bit  $b_i$ , the  $\alpha$  should be considered when calculating the LLR,

$$L(b_i) = K \ln \frac{\exp\left[-\frac{1}{2\sigma^2}(r - \alpha s_i)^2\right]}{\exp\left[-\frac{1}{2\sigma^2}(r - \alpha s_j)^2\right]} \quad (9)$$

So, it can be calculated as Eq. (10) and Eq. (11)

$$d_{ij}^2 = (r - \alpha s_j)^2 \quad j = 0, \dots, n-1 \quad (10)$$

Using the approximate way to calculate the LLR of  $b_i$

$$L(b_i) = K[\min(d_{i,0,0}^2, d_{i,0,1}^2, \dots, d_{i,0,n-1}^2) - \min(d_{i,1,0}^2, d_{i,1,1}^2, \dots, d_{i,1,n-1}^2)] \quad (11)$$

$L(b_i)$  is then fed into the standard binary Turbo codes decoder.

### 2.3 Decoding without CSI

When CSI is unavailable to the receiver, the effect of Rayleigh fading noise will be removed by the expectation of  $\alpha$ . As  $E(\alpha) = 0.8862$ ,

$$L(b_i) = K \ln \frac{\exp\left[-\frac{1}{2\sigma^2}(r - E(\alpha) s_i)^2\right]}{\exp\left[-\frac{1}{2\sigma^2}(r - E(\alpha) s_j)^2\right]} \quad (12)$$

so,

$$d_{i,c,j}^2 = (r - 0.8862 s_j)^2 \quad j = 0, \dots, n-1 \quad (13)$$

## 3 The Simulation and Results

The simulations were done by Monte Carlo method.

The parameters of Turbo codes are as follows: two identical RSC encoders with generator polynomial (1, 15/13); interleaver length being 1648; Log-MAP as decoding algorithm; 8 iterations.

### 3.1 Simulation results under AWGN channel

The simulations of several kinds of modulation and the code rates have been done under AWGN channel. And comparing with the convolution TCM used in the DVB standard of ETSI<sup>[6]</sup> gives Table 1.

**Table 1** Required  $C/N$  (dB) to achieve a Bit Error Rate=  $2 \times 10^{-4}$  after the inner decoder for all combinations of coding rates and modulation types. the comparison between TCM and Turbo TCM

TCM	TTCM	Rate= 1/2		2/3		3/4		5/6		7/8	
QPSK		3.1	1.3	4.9	3.4	5.9	4.5	6.9	5.6	7.7	8.9
8PSK		—	4.4	—	7.2	—	8.5	—	9.9	—	14
16QAM		8.8	6.6	11.1	9.3	12.5	10.5	13.5	11.9	13.9	15.7
64QAM		14.4	10.9	16.5	14.6	18.0	16	19.3	17.5	20.1	21.8

Through Table 1, it can be seen that Turbo-TCM will gain 1-3dB to convolution TCM at achieving BER of  $2 \times 10^{-4}$  under AWGN channel except for 7/8 rate. The reason may be that much more parity bits were punctured. So the 7/8 Turbo-TCM is not recommended here.

3.2 Simulation results under Rayleigh channel

The Rayleigh noise was generated by Jakes model. “ $BT_s = 0.01, 0.005, 0.0001$ , rate 1/2, with CSI and without CSI, all kinds of modulation” were simulated. Figs. 3, 4, 5, 6, 7 depict the result. The solid lines denote the simulation with CSI and the dash lines denote the simulation without CSI.

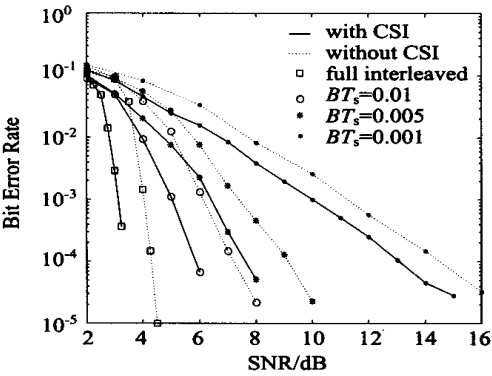


Fig. 3 The BER performance of Turbo-TCM-BPSK under fading channel

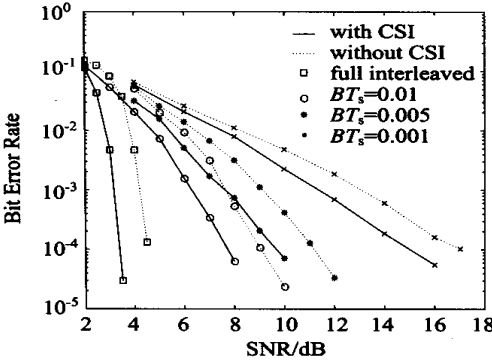


Fig. 4 The BER performance of Turbo-TCM-QPSK under fading channel

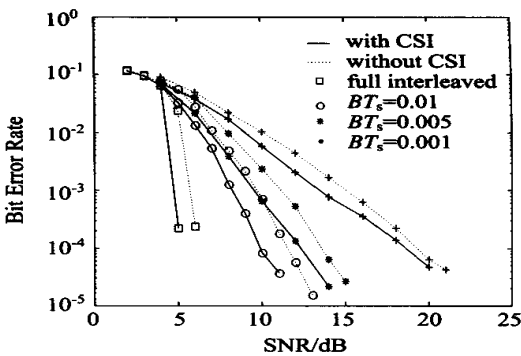


Fig. 5 The BER performance of Turbo-TCM-8PSK under fading channel

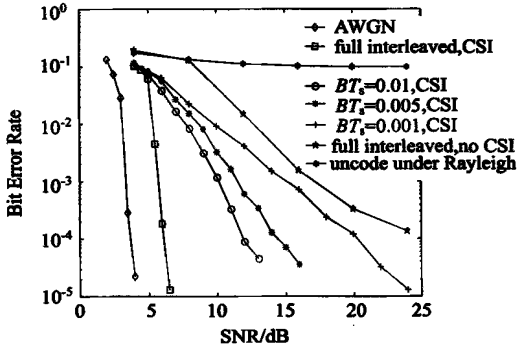


Fig. 6 The BER performance of Turbo-TCM-16QAM under fading channel

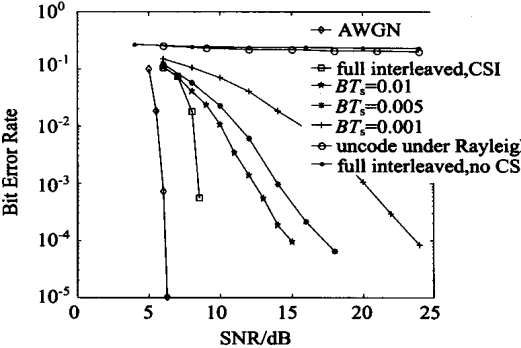


Fig. 7 The BER performance of Turbo-TCM-64QAM under fading channel

Some conclusions can be drawn from these figures:

- (1) The BER performance of Turbo codes under full interleaved Rayleigh fading channel (de-

coding with CSI) is about 2–3dB degradation to that under AWGN channel.

(2) With the increasing of the  $BT_s$  under correlated Rayleigh fading channel, the BER performance becomes better, no matter decoding with CSI or without CSI. The reason is that the smaller of  $BT_s$ , the greater probability of long burst errors.

(3) There is about 2–3dB gain when decoding with CSI compared with without “CSI”. But this conclusion is only suited for BPSK, QPSK and 8PSK modulation, which belong to the uniform amplitude modulation types. When 16QAM, the performance degrades greatly when decoding without CSI. Even worse for 64QAM, the Turbo coded system is worse than the system without coding. So it is unbearable for the Turbo coded 64QAM modulation system without CSI.

(4) Similar with convolution codes, the channel interleaver affects greatly the BER performance of the Turbo codes. So the symbols should be interleaved as far as possible.

## 4 Conclusions

In this paper, a universal decoding algorithm of Turbo-TCM was presented. The simulations were done under AWGN and Rayleigh fading channel. The advantage of Turbo-TCM can be seen through the comparison between the Turbo-TCM and convolution TCM. The proposed structure and the results will be greatly useful for the real system like DVB system. Despite Turbo-TCM being not applied in the DVB system now, one can not lose sight of its advantage. It is believed that the Turbo-TCM will be applied in the future. So the work above will be useful.

## References

[1] Berrou C, Glavieux A, Thitimajshima P. Near Shannon limit error correcting coding and decoding: turbo codes[A]. Proceedings of ICC'93 [C]. Geneva, Switzerland: IEEE, 1993. 1064–1070.

[2] Benedetto S, Montorsi G. Unveiling turbo codes: some results on parallel concatenated coding schemes[J]. IEEE Trans Inform Theory, 1996, 42(2): 409–428.

[3] Perez C, Seghers J, Costello D J. A distance spectrum interpretation of turbo codes[J]. IEEE Trans Inform Theory, 1996, 42(6): 1698–1709.

[4] Goff S L, Glavieux A, Berrou C. Turbo-codes and high spectral efficiency modulation[A]. Proceedings of ICC'94 [C]. New Orleans, USA: IEEE, 1994. 645–649.

[5] Robertson P, Wozz T. A novel bandwidth efficient coding scheme employing turbo codes[A]. Proceedings of ICC'96 [C]. 1996. 96–967.

[6] ETSI EN 300 744, Digital Video Broadcasting (DVB); Framing structure, channel coding and modulation for digital terrestrial television[S]. Geneva, Switzerland: European Telecommunication Standards Institute. 1999.

[7] Robertson P, Villebrun E, Hoeher P. A comparison of optimal and sub-optimal MAP decoding algorithms operating in the log domain[A]. Proc Int Conf Communications[C]. 1995. 1009–1013.

[8] Bahl L, Cocke J, Jelinek F, *et al.* Optimal decoding of linear codes for minimizing symbol error rate[J]. IEEE Trans Inform Theory, 1974, 20: 284–287.

[9] Woodard J P, Hanzo L. Comparative study of turbo decoding techniques: an overview[J]. IEEE Trans On VTC, 2000, 49(6): 2208–2233.

[10] Jakes W C. Microwave mobile communications[M]. New York: IEEE Press, 1974.

[11] Hall E K, Wilson S G. Design and analysis of turbo codes on Rayleigh fading channels[J]. IEEE JSA, 1998, 16(2): 160–174.

## Biographies:

**REN Jun-tao** Born in 1976, Dr. Ren got his Ph.D. degree from Beijing University of Aeronautics and Astronautics in 2002. His research interests are channel coding and spread spectrum communication.

**WANG Mu-zhong** Dr. Wang received Ph. D. degree from Swiss Federal Institute of Technology in 1989. He is now an Assistant Professor of The Hong Kong Polytechnic University. Dr. Wang publishes primarily in arithmetic in finite fields, error correction coding, cryptography, and mobile communications where his research interest focuses on. Dr. Wang is a member of the IEEE.

**SHAO Ding-rong** He is a professor and supervisor of Ph. D. in Beijing University of Aeron. and Astron.. He was an invited researcher of the American Catholic University from 1981 ~ 1984. He has published more than thirty papers on the national or international conference or journal in spread spectrum communication, channel coding, *etc.*